

# 2015 rocky river high school boys soccer statistics & record book



# table of contents

2015 varsity roster and awards & quick facts	pg. 3
2015 varsity results and statistics	pg. 4
2015 junior varsity results and statistics	pg. 5
coach zerbey's varsity game briefs	pg. 6
important lists - honeyman/corsetti award winners, captains	pg. 7
important lists - academic & team award winners	pg. 8
assistant coach notes, random 2015 stats	pg. 9
important lists - 50 games played club	pg. 10
year-by-year season records	pg. 11
team records	pg. 12
the last time...	pg. 13
distinguished all-area pirates	pg. 14
2015 alumni game recap, exchange student scoring list	pg. 15
all-time records vs. opponents, rockport cup history	pg. 16
great lakes conference award winners & statistics, more all-time records vs. opponents	pg. 17
west shore conference award winners & statistics	pg. 18
southwestern conference award winners & statistics	pg. 19
season statistical leaders, random notes & stats	pg. 20
goalscoring breakdown, riverwood cup history	pg. 21
goalscoring statistics	pg. 22
assist statistics	pg. 23
goalkeeping statistics	pg. 24
goalkeeping statistics, father & son list	pg. 25
all-time playoff results & statistics	pg. 26
more playoff statistics & double-double statistics	pg. 27
pirates in college	pg. 28
hall of fame honors	pg. 29
honors for our founders	pg. 30
the history of rrsosoccer	pg. 31
rrso list of presidents and appreciation award & scholarship winners	pg. 32

I'd like to thank Mr. Kern and Mrs. Hornig for taking all of the photos of the boys (I took the photo of the coaches) that you see in this book. The historical photos come from a variety of sources, from internet to various parents during those years, and I appreciate them letting me use their work (whether they know it or not). The photos certainly make the book look nicer and fill up some spaces that would otherwise be occupied by clip art or other stats crammed into boxes. Also, thanks to Gary Lanzen, our announcer and the RRSO Board Secretary, for putting together the text for the history of the organization that you can find at the end of this book.



## 2015 varsity roster & awards

#	Player	Year	Positions	Honors/Awards
1/21	Mark Hoelzer	Sr	GK/OM/CM/F	2 <sup>nd</sup> letter Team Scholar Athlete Award 2 <sup>nd</sup> Team All-Great Lakes Conference 2 <sup>nd</sup> Team All-Greater Cleveland Academic All-Ohio
2	Liam Duncan	Sr	CM	4 <sup>th</sup> letter John Honeyman Award 1 <sup>st</sup> Team All-Great Lakes Conference 1 <sup>st</sup> Team All-Greater Cleveland
3	David Stemen	Jr	OB/OM	Varsity certificate
4	Matt Goepfert	Sr	OB	2 <sup>nd</sup> letter
5	Colin Trudell	Sr	OM/OB	2 <sup>nd</sup> letter Academic All-Ohio
6	Michael Konrad	So	OB	1 <sup>st</sup> letter Honorable Mention All-Great Lakes Conference Honorable Mention All-Greater Cleveland
7	Jonah Wischmeier	Jr	OB/OM	2 <sup>nd</sup> letter
9	Weston Newton	Sr	F	1 <sup>st</sup> letter
10	Bryan Kern	So	F/OM/CM	1 <sup>st</sup> letter
11	Zach Konrad	So	OB/OM	1 <sup>st</sup> letter Don Corsetti Award
12	Jacob Wischmeier	Sr	F/OM/CM	4 <sup>th</sup> letter H. Patrick Gillespie Award 1 <sup>st</sup> Team All-Great Lakes Conference 1 <sup>st</sup> Team All-Greater Cleveland 1 <sup>st</sup> Team All-Ohio
13	Dylan Keeling	So	CM/OM	1 <sup>st</sup> letter Honorable Mention All-Great Lakes Conference Honorable Mention All-Greater Cleveland
14	Nik Klek	So	OM/OB/ST	Varsity certificate
15	Kyle Leonard	Sr	OM/OB	1 <sup>st</sup> letter Academic All-Ohio
16	Christian Devorace	Fr	OM/CM/F	Varsity certificate
17	Kyle Moore	Sr	CM	2 <sup>nd</sup> letter Team Sportsmanship Award 2 <sup>nd</sup> Team All-Great Lakes Conference Honorable Mention All-Greater Cleveland Academic All-Ohio
18	Jeffrey Hower	So	ST/OB	1 <sup>st</sup> letter
19	Jan "Honza" Hrdlicka	Sr	F	1 <sup>st</sup> letter
20	Owen Jaite	Fr	OM/CM/F	Varsity certificate
22	Trevor Connelly	Sr	F/OB	1 <sup>st</sup> letter
24	Aidan Walsh	Fr	OB	Varsity certificate
25	Joey Furry	Jr	OM	Varsity certificate
30	Owen Corrigan	So	GK	Varsity certificate



POSITION KEY  
 f - forward  
 ob - outside back  
 cb - center back  
 st - stopper  
 sw - sweeper  
 om - outside mid  
 cm - center mid  
 m - midfielder  
 dm - defensive mid  
 gk - goalkeeper



### RRHS BOYS SOCCER 2015 QUICK FACTS

**First Year:** 1968  
**All-Time Record:** 472-266-106  
**Head Coach:** Kevin Zerbey (11<sup>th</sup> year, 117-70-21)  
**Assistant Coaches:** Andy DeCrane (11<sup>th</sup> year), Mike Moore (6<sup>th</sup> year), Andrew Stanton (1<sup>st</sup> year)  
**2015 Record:** 14-3-2  
**Great Lakes Conference Record/Finish:** 4-1-1 / 2<sup>nd</sup>  
**Team Captains:** Liam Duncan, Mark Hoelzer, Kyle Moore, Jacob Wischmeier  
**Team Honors:** #2 seed in playoff district; OSCAA Team Academic Award;  
 District Finalists

**School Board:** Jon Fancher, Kathy Goepfert, Rick Manoloff, Jean Rounds, Scott Swartz  
**Superintendent:** Dr. Mick Shoaf  
**Principal:** Rob Winton  
**Associate Principal:** Alan Wilhelms  
**Assistant Principal:** Monica Asher  
**Director of Athletics:** Mark Wagner  
**Athletics Secretary:** Shannon Omahen  
**Athletics Trainer:** Emily Ward  
**Announcers:** Gary & Betsy Lanzen

# 2015 varsity season results & stats

## 2015 BOYS VARSITY RESULTS

Day/Date	Opponent	Score	Goalscorers
<b>ERIE PREMIER SPORTS TEAM CAMP - EDINBORO, PA</b>			
Su 19.7	v McDowell (Edinboro, Pa)	W 4-0	Klek, Moore, Leonard, Keeling
M 20.7	v Westlake	L 0-5	
T 21.7	v Avon Lake	L 0-3	
W 22.7	v Olmsted Falls	D 1-1	Ja. Wischmeier
<b>ADIDAS NATIONAL SHOWCASE - STRONGSVILLE, OH</b>			
F 24.7	v Westerville Central	L 0-5	
	v Toledo St. Francis	L 1-3	Duncan
Sa 25.7	v Oak Harbor	L 1-3	Keeling
	v Halcones	L 0-1	
	v Bloom Carroll	D 0-0	
Su 26.7	v Erie Prep Orange	L 0-8	
	v Pickerington Central	L 0-7	
<b>PRESEASON SCRIMMAGES</b>			
Sa 1.8	<b>ALUMNI GAME</b>	L 3-5	Ja. Wischmeier 2, Duncan
Th 6.8	<b>BEACHWOOD</b>	W 3-1	Ja. Wischmeier 2, Duncan
W 12.8	@ Olmsted Falls	L 2-5	Ja. Wischmeier 2
M 17.8	<b>AMHERST</b>	W 4-3	Keeling, Ja. Wischmeier, Duncan, Moore
<b>REGULAR SEASON</b>			
Sa 22.8	<b>WEST GEAUGA</b>	W 4-0	Ja. Wischmeier 3, Duncan
W 26.8	@ University School	L 0-3	
Sa 29.8	<b>RIVERSIDE</b>	W 5-1	Ja. Wischmeier 3, Duncan, Hrdlicka
T 1.9	@ Valley Forge•	W 5-1	Ja. Wischmeier 4, Duncan
Th 3.9	<b>CHAGRIN FALLS</b>	L 1-3	Ja. Wischmeier
W 9.9	<b>NORMANDY*</b>	L 0-1	
Sa 12.9	@ Avon	W 4-2	Ja. Wischmeier 3, Duncan
M 14.9	<b>ELYRIA CATHOLIC•</b>	W 5-0	Ja. Wischmeier, Duncan, Trudell, Leonard, Newton
M 21.9	@ Holy Name•	W 7-3	Ja. Wischmeier 4, Duncan 2, Kern
Sa 26.9	@ Padua	W 1-0	Ja. Wischmeier
M 28.9	@ Fairview	W 2-1	Ja. Wischmeier, Duncan
W 30.9	<b>BUCKEYE</b>	W 8-0	Ja. Wischmeier 2, Hrdlicka, Goepfert, Duncan, Leonard, Moore, Keeling
M 5.10	@ Parma•	W 5-1	Ja. Wischmeier 5
Sa 10.10	<b>BAY*</b>	D 0-0	
W 14.10	@ Lutheran West	W 6-1	Ja. Wischmeier 2, Duncan, Devorace, Hoelzer, Connelly
Sa 17.10	<b>LAKEWOOD</b>	W 5-0	Ja. Wischmeier 3, Duncan, Kern
<b>PLAYOFFS</b>			
Sa 24.10	<b>HOLY NAME</b>	W 6-2	Duncan 2, Ja. Wischmeier, Goepfert, Moore,
Kern			
W 28.10	<b>PADUA</b>	W 3-0	Goepfert, Keeling, Ja. Wischmeier
Sa 31.10	v Bay	D 2-2	Duncan, Ja. Wischmeier (L 3-5 on penalty kicks)

	FIRST HALE	SECOND HALE	OVERTIME	TOTAL
US	39	30	0	69
THEM	9	11	0	20

## 2015 STATISTICS

#	Player	GP-GS	SHOTS	GOALS	ASSISTS	POINTS
12	Jacob Wischmeier	19-19	107	36	14	86
2	Liam Duncan	19-19	77	14	13	41
13	Dylan Keeling	19-18	8	2	11	15
4	Matt Goepfert	18-18	16	3	8	14
17	Kyle Moore	19-19	14	2	10	14
10	Bryan Kern	19-17	12	3	5	11
19	Jan Hrdlicka	17-2	12	2	4	8
15	Kyle Leonard	13-1	9	2	1	5
16	Christian Devorace	7-0	3	1	2	4
7	Jonah Wischmeier	19-18	2	0	3	3
5	Colin Trudell	16-2	6	1	0	2
9	Weston Newton	13-1	1	1	0	2
21	Mark Hoelzer	3-0	4	1	0	2
22	Trevor Connelly	18-4	4	1	0	2
6	Michael Konrad	19-19	2	0	2	2
11	Zach Konrad	18-16	1	0	2	2
18	Jeffrey Hower	18-17	2	0	0	0
14	Nik Klek	10-0	1	0	0	0
3	David Stemen	5-0	0	0	0	0
25	Joey Furry	6-0	0	0	0	0
20	Owen Jaite	6-0	1	0	0	0
24	Aidan Walsh	4-0	0	0	0	0
<b>TOTALS</b>		<b>19</b>	<b>280</b>	<b>69</b>	<b>73</b>	<b>211</b>
<b>OPPONENTS</b>		<b>19</b>	<b>154</b>	<b>20</b>	<b>12</b>	<b>52</b>

#	GOALIES	GP-GS	GOALS	AVG.	SAVES	SV %	SO
1	Mark Hoelzer	19-19	18	0.95	85	.825	7
30	Owen Corrigan	6-0	2	0.33	5	.714	0
<b>TOTALS</b>		<b>19</b>	<b>20</b>	<b>1.05</b>	<b>90</b>	<b>.818</b>	<b>7</b>
<b>OPPONENTS</b>		<b>19</b>	<b>69</b>	<b>3.63</b>	<b>110</b>	<b>.615</b>	<b>3</b>

	CARDS	FOULS	OFFSIDES	CORNERS
US	12 y	137	44	90
THEM	12 y	158	23	64



# 2015 junior varsity season results & stats

## 2015 JUNIOR VARSITY RESULTS

<u>DAY/DATE</u>	<u>OPPONENT</u>	<u>SCORE</u>	<u>SCORERS</u>
Sat 22-Aug	WEST GEAUGA	L 0-1	
Wed 26-Aug	@ University School	L 2-3	Devorace, Janke
Sat 29-Aug	RIVERSIDE	W 1-0	own goal
Tue 1-Sept	@ Valley Forge	D 0-0	
Thu 3-Sept	CHAGRIN FALLS	L 0-2	
Wed 9-Sept	NORMANDY	W 5-0	Devorace 2, Hollis, Welch, own goal
Sat 12-Sept	@ Avon	L 0-1	
Mon 14-Sept	WESTLAKE	W 2-0	Hollis 2
Mon 21-Sept	@ Holy Name	W 5-1	Hollis 2, Janke, Welch, Hornig
Sat 26-Sept	@ Padua	W 4-2	Jaite, Welch, Swingos, own goal
Mon 28-Sept	@ Fairview	W 5-0	Welch 3, Hollis, Schwenk
Wed 30-Sept	BUCKEYE	W 3-1	Devorace 2, Welch
Mon 5-Oct	@ Parma	W 3-0	Devorace, Furry, own goal
Sat 10-Oct	BAY	L 1-4	Devorace
Wed 14-Oct	@ Lutheran West	W 7-0	Welch 3, Devorace, Bodell, Klek, Jaite
Sat 17-Oct	LAKELAKE	W 2-0	Welch 2

10 wins, 5 losses, 1 draws

40 goals for = 2.50 gpg      15 goals against = 0.94 gpg

GOALSCORERS:		
	12	Welch
	8	Devorace
	6	Hollis
	2	Jaite, Janke
	1	Bodell, Furry, Hornig, Klek, Schwenk, Swingos
	4	own goal

## 2015 JUNIOR VARSITY ROSTER & AWARD WINNERS

<u>PLAYER</u>	<u>YEAR</u>	<u>POSITIONS</u>	<u>AWARDS</u>
Brian Hollis	Jr	F/M	1 <sup>st</sup> Year JV Award
Ian Bodell	Fr	F/M/B	1 <sup>st</sup> Year JV Award
Tim Cannon	Fr	F/M	1 <sup>st</sup> Year JV Award
Christian Devorace	Fr	F/CM	Offensive MVP 1 <sup>st</sup> Year JV Award
Daniel Hornig	Fr	OM/DM/OM	1 <sup>st</sup> Year JV Award
Owen Jaite	Fr	M/F/B	1 <sup>st</sup> Year JV Award
David Janke	Fr	SW/M/F/OM	1 <sup>st</sup> Year JV Award
John Swingos	Fr	CM/ST	1 <sup>st</sup> Year JV Award
Colin Tomsik	Fr	OB/OM	1 <sup>st</sup> Year JV Award
Aidan Walsh	Fr	SW/ST/M	Defensive MVP 1 <sup>st</sup> Year JV Award
Owen Corrigan	Fr	GK	2 <sup>nd</sup> Year JV Award
Nik Klek	Fr	OB/SW/ST/OM	2 <sup>nd</sup> Year JV Award
Gabe Schwenk	Fr	ST/OM/OB	2 <sup>nd</sup> Year JV Award
Chris Welch	Fr	F/OM	2 <sup>nd</sup> Year JV Award
Joey Furry	So	OB/OM	3 <sup>rd</sup> Year JV Award
David Stemen	So	OB/OM	3 <sup>rd</sup> Year JV Award

2015 marks the second straight year in which the boys have won more than ten games. Not that a winning JV record is necessarily a predictor of varsity excellence the following year, but a young and talented JV bunch will most of the time turn into an older and talented varsity bunch. Most of the time. Here are the boys' JV records during Coach Zerbey's coaching tenure:

	<u>W-L-D</u>	<u>GF</u>	<u>GA</u>	<u>COACH</u>
2005	11-5-0	52	19	Chris Clifford
	2-8-1	8	38	Cliff Hanson (JV-B)
2006	9-7-0	34	22	Joe Buchek
	1-7-2	8	30	Chris Clifford (JV-B)
2007	9-6-1	30	17	Joe Buchek
	6-4-1	23	16	Chris Clifford (JV B)
2008	8-7-1	23	24	Joe Buchek
2009	3-7-5	18	25	Kevin Killeen
2010	6-7-1	13	34	Kevin Killeen
2011	0-12-4	8	41	Mike Moore
2012	6-8-1	28	21	Ryan MacRaild
2013	4-6-5	24	25	Ryan MacRaild
2014	10-4-1	37	10	Mike Moore
2015	10-5-1	40	15	Mike Moore

As you can see, we scored more goals this season than we have in the last decade and allowed the second-fewest. FYI - The last time River beat Bay at the JV level was in 2003, when a goal from freshman Wesley Davis just before halftime gave then-JV Coach Zerbey's squad the win. It's not important how badly the Rockets have outscored our JV in the 15 games the two communities' youngsters have played against one another since that glorious day in September of that year.



**CHRISTIAN DEVORACE**  
JV Offensive MVP



**AIDAN WALSH**  
JV Defensive MVP

# coach zerbey's varsity game briefs

Coming into the year, I knew we'd have a lot of experience to replace, but I figured we'd still be a talented bunch. The unknown of the new conference was an exciting thing to contemplate, as were some positional changes and adaptations. I knew it would be a fun group to be around for three months or so, one that would grow and work together as the season moved along. I expected us to hit our historical average of 10.5 wins, and I knew that we would play some attractive soccer along the way, but I didn't expect us to have the incredibly rewarding and unforgettable season that we did. Here are some of my thoughts:

**W 4-0 v WEST GEAUGA** • Great start to the regular season. I can honestly say that I didn't expect us to beat them that badly or that easily, but it sure was fun to watch.

**L 0-3 @ University School** • US was a real juggernaut last year, and I expected them to give us a real test. They did that, and if you look at the final score, you might think we got pounded. But anyone who was there should remember that we could have been 2-0 up in the first ten minutes. Their goalie made an unreal save to deny Liam and stuffed Jacob on a 1v1 in the second half. We really could have ended up with a draw that day. But we learned something about ourselves out there.

**W 5-1 v RIVERSIDE** • This was a pretty easy victory and only one in which everybody on our roster played.

**W 5-1 @ Valley Forge** • Our first or two trips to Byers Field for our first-ever Great Lakes Conference match featured an incredible goal from an acute angle scored by Jacob (Goal of the Year candidate). This game was more comfortable than I thought it was going to be, but it was the first of three games in which inclement weather would play a role. Not only did the JV game only make it for one half, but we had a long weather delay because of some far-off lightning.

**L 0-3 v CHAGRIN FALLS** • More bad weather led to the second-straight scrapping of the second half of the JV game, and this time, to the cancellation of our varsity second stanza. I was pretty angry about this one, because I felt like we were going to come back on the Tigers.

**L 0-1 v NORMANDY** • This loss felt just like the Avon Lake loss that ended last year's regular season. So frustrating to play so well, to dominate possession and the states and then to come away with a loss. Again, we learned a lot about ourselves from this game.

**W 4-1 @ Avon** • In all my coaching career, I can not remember a game where I got wetter than I did on this night. But pounding Avon like we did made it all worthwhile. Kudos to any and all fans who stayed to watch the whole game - particularly to those who were outside and not sitting in their cars behind the fence. :-). Liam's goal just seconds before halftime off a corner from Jacob was a real back-breaker for the Eagles and gave us a 3-0 lead.

**W 5-0 v ELYRIA CATHOLIC** • The Panthers did all they could to try to hang with us. We were only winning 1-0 at halftime, and they had the bus parked in front of their goal until we got the second, a beautiful header from Liam off a long free kick from Michael. You could see EC was done at that point. After 80 minutes, we ended up with five goals from five different seniors. How about that!! The last time that happened was in 2006!

**W 7-3 @ Holy Name** • The last time we played "at" Holy Name, we played the game on Cleveland State University's brand-new turf field downtown. Compare that to the tiny little postage stamp on Ridge Road where we played this game. Yeah. This game was a lot tougher than it needed to be, but we did what we had to do to get the win.

**W 1-0 @ Padua** • I really do enjoy beating a team at their place on the afternoon of their Homecoming dance. This game was a lot of work, and we really played well, but needed a gift from the Bruins for Jacob to get the only goal that mattered.

**W 2-1 @ FAIRVIEW** • As Rockport Cup games go, this one had a lot of action from both teams. The Warriors came out fired up and ready to play, but we dominated the ball for most of the contest. It took us until the second half to score, but it was worth the wait to see Dylan's beautiful cross find Jacob's head before it went into the net. Liam hammered home a penalty after Christian got fouled in the box. The hosts' lone goal was a once-in-a-lifetime-hit-n-hoper just before the end of the game that somehow snuck under the bar and inside the post.

**W 8-0 v BUCKEYE** • This was another comfortable win that featured lots of playing time for everyone on the team and it made for a perfect Senior Night. Liam's long snipe (Goal of the Year candidate) off a feed from Dylan was one of the highlights.

**W 5-0 @ Parma** • A lot of times, when a guy scores five goals, you see it happening in a big scoreline, like a 12-1 victory or something like that. Not in this one. Jacob became one of five players in school history to accomplish that feat, and we needed all five of them.

**D 0-0 v BAY** • Hmm... this draw gives us a nice little unbeaten streak at home against the Rockets. The last time they won on our field was in 2009. Now if we could only get them on our turf for a playoff game... One of the things that really impressed me about our guys was how they withstood the tremendous pressure Bay put on us in the first half. No team we played before or after would or could play as fast as they did, but we didn't allow any goals. It was a fantastic result for us to build off of.

**W 6-1 @ Lutheran West** • With Mark Hoelzer scoring our team Goal of the Year and Trevor Connelly finding the net in the final minutes of the game, that gave us at least one goal from each of our ten seniors, and we've never before had that many guys score in their final year of HS soccer.

**W 5-0 v LAKEWOOD** • Great way to wrap up the regular season!! You can read more about the game in the info box about the rivalry on pg.22.

**SECTIONAL FINAL W 6-2 v #8 HOLY NAME** • This game was more like how the first game against the Green Wave should have been. We were in control from start to finish, with their two goals coming very late. I think the boys would agree that this bunch was not a fun team to play against. Kyle Moore's bomb (Goal of the Year candidate) from about 30 yards away was a highlight.

**DISTRICT SEMIFINAL W 3-0 v #4 PADUA** • Again, it has to be said that this playoff game went much like the Holy Name game four days earlier - how it should have gone. And I say that without a trace of hubris. Too often, our teams fall into the trap of playing "down to our competition" and that makes things harder than they need to be. Not on this night. I mean, yes, Padua did have a nice period of play after halftime and threatened our goal a little bit, but we were in control for most of the game and won fairly easily. The shutout made me very happy. For me, the highlight might have been Matt's Goal of the Year Runner-Up - a stunning left-footed volley from a pretty tight angle off the goalie's right-hand post that hit the underside of the crossbar before finding the far-side netting.

**DISTRICT FINAL D 2-2 (L 3-5 penalty kicks) v Bay** • If I had been in the stands watching as a neutral, I'd have really enjoyed this one because it had everything that makes soccer great. Lots of drama, lots of ebbs and flows, lots of skill and just enough goals. Of course, we went home bitter and they advanced through the cruelest tiebreaker possible. Nothing, and I mean NOTHING, stings like losing a penalty kick shootout. I'm sure everyone was going over moments from the game that night while they were in bed trying to sleep. I know I was. Even with the early lead through Liam's goal, we knew that Bay would keep coming at us, and they sure did. Overall, I think the huge field out there at Oberlin helped us more than it helped them. Am I glad Bay lost in the State Final for the second straight year? A little - I always root for public schools in Columbus, so while I wish DeSales had lost, I can't say that I would have necessarily been happy to go out of the tournament to the eventual state champs.

I'll leave you with a few stats the think about: Jacob and Liam scored in the same game 12 times and we were 11-0-1 in those games ... we finished the year riding a 13-match unbeaten streak that will hopefully continue into next year ... this year we had four boys get ten or more assists, a feat which has happened three other times in school history (2006, 2005) and this year was also the fifth time that we've had three or more guys get ten-plus assists (2013, 1992) ... the District Final was the 100<sup>th</sup> playoff game in our school's history and our record in those games is 60-38-8 ... it is really a cool thing that all ten of our seniors were able to score at least one goal each this year ... and here's the last stat for you - it's indicative of nothing, because you can't say it affected the way our team played, but as a team, our total number of yellow cards increased by 300% from last season (4 in 2014 to 12 in 2015)!!!

## A FINAL THANK YOU...

written out here in my book goes to CC, Martin and Caroline, for allowing me to enjoy yet another year of doing something I love, even if it means I spend a little bit less time with them during the fall than in the rest of the year. It was nice that I was able to bring Martin to a practice and let him run around the stadium while the boys did their thing out on the field. I'm sure they'll both be doing a bit of that in the coming years. Also, I know that I thanked a lot of people at the banquet, and I needed to because of all the things that go on during the season and all of the people who take on those various responsibilities. Without them, our season would not be nearly as fun or run as smoothly. Again, thanks to ALL of you!



**LIAM DUNCAN**  
**2015 John Honeyman Award Winner**





# important lists - award winners, captains

**THE JOHN HONEYMAN AWARD** • This award is presented to the senior who has demonstrated ability, leadership, dedication and sportsmanship, as voted by his teammates

**THE DON CORSETTI AWARD** • Named for one of the 1971 team captains and the first Honeyman Award winner who died tragically in the early 1980s, this award is presented to the member(s) of the RRHS varsity team who, in the opinion of the coaches, shows the determination, dedication and positive energy exemplified by Don.

## HONEYMAN

2015 Liam Duncan  
 2014 Chase Newby  
 2013 Trent Newby  
 2012 Tristan Smith  
 2011 Ryan Connelly  
 2010 Ian Taylor  
 2009 Andrew Stanton  
 2008 Michael Kenny  
 2007 David Rea  
 2006 Emmett Conway  
 2005 Cory Weidner  
 2004 Jeff Davis & Jordan Gourash  
 2003 Bryce Sylvester  
 2002 Kevin Burke  
 2001 Nick Molnar  
 2000 John Allen  
 1999 Owen Bir  
 1998 Allen Rickard  
 1997 J.P. Ratajczak  
 1996 Mike Urban  
 1995 Kevin Fiala  
 1994 Andy DeCrane  
 1993 David Allen  
 1992 Taylor Haley  
 1991 Tim Fiala  
 1990 Scott Trunko  
 1989 John Allen  
 1988 Jeff Poley  
 1987 Mike Sunjevaric  
 1986 Rick Frank  
 1985 Trevor Stohr  
 1984 Chris Frank  
 1983 Brian Winkler  
 1982 Jim Byall  
 1981 Jim Waters  
 1980 Rick Claar  
 1979 Tom Nasky  
 1978 Dave Fink  
 1977 Mark Langhammer  
 1976 Granger Babcock  
 1975 John Brandt  
 1974 Phil Zak  
 1973 John Tanis  
 1972 Mark Fenwick  
 1971 Don Corsetti

## CORSETTI

Zach Konrad  
 Alan Arancibia & Liam Duncan  
 Spencer Klodnick & Liam Duncan  
 Bradley Silvis  
 Matt Siwkiewicz  
 Kegan Sill  
 Steven Lesiecki  
 Brook Weidner  
 Mike Schauer & Scott Smith  
 Michael Clifford  
 Steve Kessler  
 Danny Goepfert  
 Mario Ciatti  
 Bryce Sylvester  
 David Jaratz & Justin Goepfert  
 Petry Carte & Matt Monastra  
 John Rottenborn & Kyle Bacon  
 Charlie Andrews  
 Jamie Gooding & Craig Holmes  
 Tom Masoudi  
 Will Wacker & Peter Angelokostopoulos  
 Mads Wich & Jeff Kudrna  
 Tim Cosner & Brian Lottig  
 David Allen & Dan Scalabrino  
 Tom Jalics  
 Scott Trunko & Tom Jalics  
 Andy Claar  
 John Allen & David Hew  
 Andy Thompson & Steve McConochy  
 Ron Hall & Chris Foutz  
 Ken Mader & Ron Hall  
 Paul Goebel & Ken Mader  
 Norm Sinreich  
 Chuck Erml & Mark Nasky  
 Greg Budoj



**ZACH KONRAD**  
 2015 Don Corsetti Award Winner



## RRHS BOYS SOCCER CAPTAINS

2015	Liam Duncan, Mark Hoelzer, Kyle Moore, Jacob Wischmeier	1992	Kevin Clere, Taylor Haley, Jeff McDonald
2014	Sutton Klodnick, Chase Newby, Nathaniel O'Halla, Brett Scherzer	1991	Tim Fiala, Tom Jalics, Will Rankin, Kevin Zerbey
2013	Sutton Klodnick, Trent Newby, Nathaniel O'Halla	1990	Tim Fiala, Will Rankin
2012	Trent Newby, Tristan Smith	1989	John Allen, Andy Claar
2011	Ryan Connelly, Mark Moskwa, Matt Siwkiewicz	1988	David Hew, Jeff Poley, Miki Sunjevaric
2010	Zack Hutton, Kegan Sill, Ian Taylor	1987	Steve Fertig, Mike Sunjevaric
2009	Brendon Hall, Andrew Stanton, Andrew Triplett	1986	Chris Foutz, Ron Hall, Brad Patinger
2008	Barry Goepfert, Michael Kenny, Brook Weidner	1985	Steve Kretz, Trevor Stohr
2007	Brett Gibson, Owen Lamb, Scott Smith	1984	Paul Goebel, Dave Harris, John Opdycke
2006	Emmett Conway, Wesley Davis, Steven Gall	1983	Paul Goebel, Jim Tarolli
2005	Danny Goepfert, Brett Tomoff, Cory Weidner	1982	Peter Barnhart, Jim Byall, Scott Hanson
2004	Jordan Gourash, Brett Tomoff, Cory Weidner	1981	Kevin Konrad, Craig Michael, Jim Waters
2003	Bryce Sylvester, Andy Weidner, Elliot Wheeler	1980	Rick Claar, Ron Hausman
2002	Kevin Burke, Petry Carte, Matt Waitkus	1979	Enrico Bucci, Larry Fussner, Tom Nasky
2001	Kevin Burke, Nick Molnar	1978	Dave Fink, Bill Plagens
2000	Kyle Bacon, Ryan Burke, John Allen	1977	Bob Bry, Ron Kuhn, Mark Langhammer
1999	Charlie Andrews, Owen Bir, Ryan Burke	1976	Granger Babcock, Doug Brewer
1998	Corey Andregg, Craig Holmes, Allen Rickard, Tony Soric	1975	John Brandt, Mike Pampush, Paul Ruppert
1997	Corey Andregg, J.P. Ratajczak, Allen Rickard, Tony Soric	1974	John Plagens, Phil Zak
1996	Peter Angelokostopoulos, Doug Harper, Dan Papajcik, Mike Urban	1973	Mike Gabel, Joe Pampush, Alex Rosul
1995	Steve Dobler, Kevin Fiala, Will Wacker	1972	Mark Fenwick, Hugh Phillis
1994	Andy DeCrane, Andy Stanislo	1971	Dave Budd, Don Corsetti, Jeff Kaiser
1993	David Allen, Brian Lottig, Elliot Murphy	1970	Bill Andres, John McClain, Roman Rosul

There have been eleven sets of brothers who have captained the team:

Allen - David & John  
 Burke - Kevin & Ryan  
 Claar - Andy & Rick  
 Fiala - Tim & Kevin  
 Goepfert - Barry & Danny  
 Newby - Chase & Trent  
 Pampush - Joe & Mike  
 Plagens - Bill & John  
 Rosul - Alex & Roman  
 Sunjevaric - Mike & Miki  
 Weidner - Andy, Brook & Cory

## CAPTAIN STATS

In our 45 years of history, we have had 13 two-time captains:

Corey Andregg	Nathaniel O'Halla
Kevin Burke	Will Rankin
Ryan Burke	Allen Rickard
Tim Fiala	Tony Soric
Paul Goebel	Brett Tomoff
Sutton Klodnick	Cory Weidner
Trent Newby	

# important lists - academic & team award winners

## OSSCA Academic Award

Awarded annually to teams that have a combined grade point average greater than 3.00.

2015, '14, '13, '11, '10, '09, '08, '07, '06, '05, '04, '03, '02, '01, '00

## Academic All-Ohios

Seniors whose cumulative grade point average at the end of their junior year was greater than 3.80.

2015 **Mark Hoelzer**  
**Kyle Leonard**  
**Kyle Moore**  
**Colin Trudell**

2014 Nathaniel O'Halla  
Justin Monte  
Chase Newby  
Anthony Mod

2013 Hawken Sawyer  
Gordon Taylor

2011 Mark Moskwa  
Matt Siwkiewicz  
Connor Turk

2010 Michael Cipriani  
Kyle Lamb  
Ian Taylor

2009 Kenny Gerrick  
Brendon Hall  
Ricky Locci  
Andrew Stanton

2008 Barry Goepfert  
Sam Ryan

2007 Kyle Salberg

2006 Wesley Davis  
Dan Kilgore  
Nick Saunders  
Kenny Taylor

2005 Marty Beres  
Axel Brandt  
Tim Molnar  
Robby Perry

2002 Kevin Tuisku  
Matt Waitkus

2001 Jeff Burney  
Nick Molnar

2000 Alex Goepfert  
Conor Riggs  
Mike Woodworth

1999 Charlie Andrews  
Richie Brearton  
Rory Daley

1998 Brad Allen

1997 Ankur Garg  
J.P. Ratajczak

1993 David Allen  
Brian Lottig

1991 Tim Fiala

1989 John Allen  
Andy Claar  
John Poe

1988 Jeff Poley

1986 Mark Zajac

## NSCAA Academic Award

Awarded annually to teams that have a combined grade point average greater than 3.25 - given to the previous year's team.

2015, '14, '12, '11, '10, '08, '07, '06, '05, '03, '00, '99, '98

## Scholar Athletes

Given to the senior student-athlete with the highest cumulative gpa at the beginning of the fall sports season, provided that it is greater than 3.25. If no senior qualifies, the award can go to the underclassman with the highest gpa, as it did in 2004 and 1990.

2015 **Mark Hoelzer (4.358 gpa)**

2014 Nathaniel O'Halla (4.528 gpa)

2013 Hawken Sawyer (4.374 gpa)

2012 Tristan Smith (3.378 gpa)

2011 Connor Turk (4.243 gpa)

2010 Ian Taylor (4.367 gpa)

2009 Ricky Locci (4.521 gpa)

2008 Sam Ryan (4.005)

2007 Kyle Salberg (4.380)

2006 Kenny Taylor (4.068)

2005 Marty Beres (4.609)

2004 Marty Beres (4.680)

2003 Bryce Sylvester

2002 Matt Waitkus

2001 Nick Molnar

2000 Alex Goepfert

1999 Rory Daley

1998 Brad Allen

1997 Ankur Garg

1996 Dan Papajcik

1995 Kevin Fiala

1994 Andy DeCraane

1993 David Allen

1992 Dan Scalabrino

1991 Tim Fiala

1990 Tim Fiala

1989 John Poe

1988 Jeff Poley

1987 Mark Klym

1986 Ron Hall

1985 Mark Zajac

1984 Chris Frank

## GCSSCA Sportsmanship Award/OSSCA Sportsmanship, Ethics & Integrity (SEI) Award

Awarded annually to the team that earns the most votes at the Greater Cleveland Coaches meeting in November.

2014, '13, '10, '03, '00

## Sportsmanship Award Winners

Given to the senior who demonstrates exemplary sportsmanship and a team-first mentality both in games and at practice.

2015 **Kyle Moore**

2014 Justin Monte

2013 Gordon Taylor

2012 Ryan Dahler

2011 Connor Turk

2010 Michael Cipriani & Samir Saab

2009 Kenny Gerrick

2008 Zack Anderson & Alex Theis

2007 Brett Gibson

2006 Dan Kilgore & Mike Sill & Woody Wright

2005 Robby Perry

2004 Jeff Baltusnik

2003 Chris Clifford

2002 Kevin Tuisku

2001 Jeff Burney

2000 Conor Riggs

1999 Conor Riggs

1998 Danny Aviles

1997 Brad Allen

1996 Mike McGeady

1995 Dom Giampaolo

1994 John Beirne

1993 Elliot Murphy

1992 David Casselberry

## H. Patrick Gillespie Award

Given to the senior who best represents the two most important characteristics of a RRHS boys soccer player, as established by former Head Coach Pat Gillespie - striving "to give my own best at all times" and "to never, ever quit."

2015 **Jacob Wischmeier**

2014 Brett Scherzer & Guido Pinter

2013 Bradley Pease & Noah Lorincz-Comi

2012 Trent Newby

2011 Mark Moskwa

2010 Kyle Lamb

2009 Andrew Triplett

2008 Sam Ryan

2007 Owen Lamb & Jon Huebner

2006 Steve Gall

2005 Axel Brandt

2004 Steve Kessler

2003 The Senior Class

2002 Kevin Burke

2001 David Jaratz

2000 Kyle Bacon

1999 Ryan Burke

1998 Craig Holmes

1997 Allen Rickard


1996 Peter Angelokostopoulos

1995 Kevin Fiala

1994 Andy Stanislo

1993 Brian Lottig

1992 Jeff McDonald



**KYLE MOORE**  
**Team Sportsmanship Award**  
**Academic All-Ohio**



**COLIN TRUDELL & KYLE LEONARD**  
**Academic All-Ohio**



**JACOB WISCHMEIER**  
**H. Patrick Gillespie Award**

# assistant coaches, random 2015 stats & notes

## RRHS BOYS SOCCER ALL-TIME ASSISTANT COACHES

These 26 gentlemen have given their time, dedication and passion for the beautiful game to the program, so that our players could improve their skills and become both better soccer players and young men. There's no telling where we'd be without them, and we are forever in their debt. \* = Coach graduated from RRHS.

Denzil Antonio	2003	Pat Hopkins	2004-05	Roman Rosul*	1976
Joe Buchek	2006-08	Terry Horn	1996	Brian Salco	1998-2001
Kevin Burke*	2009-10	Kevin Killeen	2009-10	Larry Shank	1973-95
Pat Burke*	1997-2003	Kevin Konrad*	1993-99	Tim Shreve	1996
Andy Carl	2002	Ryan MacRaild	2012-13	<b>Andrew Stanton*</b>	<b>2014 - present</b>
Chris Clifford*	2005-08	<b>Mike Moore*</b>	<b>2009-present</b>	Les Szabo	1984-92
<b>Andy DeCrane*</b>	<b>2004-present</b>	Milan Perisic*	1997-2003	Chris Wilt	1979
Mike Gabel*	1978, 1980	Jim Powell	1977	Bob Zak*	1981-83
John Honeyman	1968-77, 1980-96	Alex Rosul*	1980	Kevin Zerbev*	2000-04

As a result of our recent successful seasons, other coaches in the area have taken notice. Not only have our players received a lot of recognition and awards for their play, but our assistant coaches have brought home some hardware as well. Our assistant coaches have won the GCSSCA Assistant Coach of the Year several times, as is detailed below:


John Honeyman	1986, 1981
Les Szabo	1992
Larry Shank	1995
Brian Salco	1999
Kevin Zerbev	2004
Mike Moore	2013
Andy DeCrane	2014



This season, Jacob Wischmeier was once again half of one of the finest goalscoring duos in school history. He and Liam Duncan combined for the third-best total ever. Check out the leaderboard below:

### TOP GOAL DUOS

- 52 - Brad Petzinger (36) & Mike Sunjevaric (16), 1986
- 51 - Wesley Davis (36) & Colin Mooney (15), 2006
- 50 - Jacob Wischmeier (36) & Liam Duncan (14), 2015**
- 46 - Taylor Haley (31) & Kevin Clere (15), 1991
- 45 - Taylor Haley (24) & Kevin Clere (22), 1992  
Roman Rosul (32) & John McClain (13), 1970
- 38 - Tony Soric (23) & Craig Holmes (15), 1998
- 37 - Tony Soric (31) & Craig Holmes (6), 1997
- 35 - Jacob Wischmeier (21) & Sutton Klodnick (14), 2014



**MARK HOELZER**

Team Scholar Athlete Award  
Academic All-Ohio

If you add Dylan Keeling's numbers to those of Jacob Wischmeier and Liam Duncan, you'll find the trio's totals in the top three on the charts for scoring output in all three categories. Check out the leaderboard below:

	<u>GOALS</u>	<u>ASSISTS</u>	<u>POINTS</u>
1.	55 - 2006, 1986	45 - 2005, 1996	155 - 1986
2.	<b>52 - 2015</b>	44 - 2006	146 - 2006
3.	51 - 1998	<b>42 - 2015</b>	<b>142 - 2015</b>
4.	48 - 1996, 1992, 1991	38 - 1996	136 - 1996
5.	47 - 1970	36 - 1992	134 - 1992
6.	43 - 2014	33 - 1998	130 - 1991
7.	41 - 1980, 1978	30 - 2014, 2003, 1991	128 - 1998
8.	40 - 2003, 2005	28 - 1997	125 - 2005
9.	38 - 1972	26 - 2013, 2002, 1995	116 - 2014
10.	36 - 1987	25 - 1982	112 - 1970

# important lists - the 50 games played club

## THE 50 CAREER GAMES PLAYED CLUB

	<u>PLAYER</u>	<u>TOTAL</u>	<u>SR</u>	<u>JR</u>	<u>SO</u>	<u>FR</u>	<u>YEARS</u>
1.	John Allen	75	18	20	18	19	1997-2000
	Kyle Bacon		18	20	18	19	1997-2000
	Ryan Burke		18	20	18	19	1997-2000
2.	Jacob Wischmeier	74	19	19	18*	18	2012-15
	Justin Goepfert		18	19	18	19	1999-2002
3.	Liam Duncan	73	19	18	18*	18	2012-15
	Taylor Haley		18	19	19	17	1989-92
	Jeff McDonald		18	20	18	17	1989-92
	Bryce Sylvester		18	18	19	18	2000-03
4.	Sutton Klodnick	72	19	17*	18	18	2011-14
	David Allen		17	17	18	20	1990-94
	Tony Soric		71	16	19	19	1995-98
6.	Nathaniel O'Halla	69	18	18*	17	16	2011-14
7.	Andy Stanislo	63	18	17	18	10	1991-94
8.	Brett Scherzer	61	19	18	18	6	2011-14
	Tyler Hall		xx	20	22	19	1985-87
9.	Chase Newby	60	19	18*	17	6	2011-14
	Kevin Burke		18	19	19	5	1999-2002
	Parke Whinery		22	20	18	0	1979-81
10.	John Allen	59	20	21	18	0	1987-89
11.	John Berry	58	18	20	20	0	1990-92
	Ryan Jeppe		18	20	20	0	1990-92
	Steve Kretz		19	17	21	1	1982-85
12.	Petry Carte	57	18	19	18	2	1999-2002
	Granger Babcock		20	18	16	3	1973-76
13.	Dominic Liva	56	17*	17	18	4	2011-13
	Mark Moskwa		18	18	20	0	2009-11
	Ryan Connelly		18	19	19	0	2009-11
14.	Cory Weidner		19	17	18	1	2003-05
	Elliot Wheeler		18	18	19	0	2001-03
	Charlie Andrews		18	16	13	8	1996-99
	Allen Rickard		18	19	18	0	1996-98
	Doug Harper		18	17	19	1	1993-96
	Tim Fiala		20	19	16	0	1989-91
	Mike Sunjevaric		20	22	13	0	1985-87
15.	Wesley Davis		18	19	17	0	2004-06
	Steve Gall		18	19	17	0	2004-06
	Danny Goepfert		19	17	18	0	2003-05
	John Jelovic		19	18	17	0	1993-95
	Tony Stanislo		18	19	17	0	1990-92
	Miki Sunjevaric		21	20	13	0	1986-88
16.	Kegan Sill	53	19	20	14	0	2008-10
	Emmett Conway		18	19	16	0	2004-06
	Corey Andregg		17	17	19	0	1996-98
	Steve Dobler		19	18	16	0	1993-95
17.	Spencer Klodnick	52	18*	16	18	0	2011-13
	Kevin Fiala		19	18	15	0	1993-95
	Emil Rosul		20	18	6	8	1977-80
18.	Brook Weidner	51	17	18	16	0	2006-08
	Brett Tomoff		19	17	10	5	2002-05
	Bill Westley		17	18	16	0	1993-95
	Will Rankin		20	20	11	0	1989-91
19.	Trent Newby	50	17*	16	17	0	2011-13
	Noah Lorincz-Comi		16*	18	16	0	2011-13
	Andrew Stanton		17	17	16	0	2007-09
	Barry Goepfert		16	16	18	0	2006-08
	Dan Gourash		16	16	14	4	1972-75



Look who's lurking in 9<sup>th</sup> place on the All-Time Brother Appearances List. Thanks to their combined 38 games played this season, the Wischmeiers jumped past the three-way tie at 84 games, shared among the Jappes, Konrads and Michaels, in addition to the Wackers (83) and Taylors (82) to get to where they are, and if Jonah has a healthy senior year, they should finish up in the top five. Check out the group below:

### THE TWO BROTHER LIST

- 135 Burke - Ryan (75) & Kevin (60)
- 131 Allen - John (59) & David (72)
- 124 Klodnick - Spencer (52) & Sutton (72)
- 117 Stanislo - Tony (54) & Andy (63)
- 110 Newby - Trent (50) & Chase (60)
- 109 Sunjevaric - Mike (55) & Miki (54)
- 107 Fiala - Tim (55) & Kevin (52)
- 106 Weidner - Cory (55) & Brook (51)
- 105 Wischmeier - Jacob (74) & Jonah (31)
- 97 Sylvester - Bryce (73) & Ryan (24)

In order to climb so high up the rankings of the 50 Games Played Club, the brothers Burke, one of four sets of brothers to have both won the Honeyman Award, had to be good enough to perform at the varsity level as callow freshmen and as sophomore phenoms. That their teams won multiple playoff games each season gave them an extra bump up the charts. Same goes for every boy on this list. It's speculation, but if brothers like the Rosuls, Pampushes and Garibaldis had played under current OHSAA regulations, they'd all be high up the list. With the OHSAA setting a limit of 16 regular-season games in the early 2000s and with the changes made to the playoff format, no River team has played more than 20 games in a season since 1988. To play more than 20 games now, we'd have to go out into the regional round of the state playoffs and beyond.

Below is the list of most games played by any and all brothers.

### THE COMPLETE BROTHER LIST

- 214 Goepfert - Alex (36), Justin (74), Danny (54) & Barry (50)
- 179 Allen - Greg (37), Dan (20), Brad (47) & John (75)
- 144 Weidner - Andy (38), Cory (55) & Brook (51)
- 136 Pampush - Frank (10), Joe (37), Mike (43) & Chuck (46)
- 135 Burke - Ryan (75) & Kevin (60)
- 131 Allen - John (59) & David (72)
- 124 Klodnick - Spencer (52) & Sutton (72)
- 117 Stanislo - Tony (54) & Andy (63)
- 110 Newby - Trent (50) & Chase (60)
- 109 Sunjevaric - Mike (55) & Miki (54)
- 107 Fiala - Tim (55) & Kevin (52)
- 105 Wischmeier - Jacob (74) & Jonah (31)
- 97 Sylvester - Ryan (23) & Bryce (73)
- 84 Jeppe - Chris (26) & Ryan (58)
- 83 Wacker - Will (27) & David (56)

The (\*) next to some of the boys' recent totals reminds us of the fact Benedictine essentially robbed us of a game in 2013 and those fellas' totals would be one greater, not to mention our win total, which would have set a new school record if that game had been played. Maybe that should be counted as a forfeit victory for us. Hmm...

In case you're curious about the (xx) on the list to the left, here's the deal: Tyler Hall moved to Georgia after his junior soccer season and missed out on a spot at the top of the list. The 1988 varsity played in 21 games, and assuming no injuries or red cards, that could have put him at 79 games. The teams played more regular season games back then and he would have benefitted from that, in much the same way that there are few players from the early 1970s on this list simply because the teams didn't play that many contests in those days



# year-by-year season records

YEAR	HEAD COACH	OVERALL	GF	GA	GLC•	WSC €	SWC †	NCC §	NEOSSL WESTERN DIVISION ¶	HIGHEST RANKINGS & DISTRICT PLAYOFF SEED
1968	Paul Crites	4-1-1								
1969	Bob Gilimburg	3-6-1							2-6-0	
1970	Pat Gillespie	11-0-0	52	8					9-0-0	
1971	Pat Gillespie	7-1-2	26	12					7-1-2	
1972	Pat Gillespie	10-1-2	55	13					5-1-0	
1973	Pat Gillespie	10-3-1	55	18					5-0-1	
1974	Pat Gillespie	12-4-0	35	9					7-1-0	
1975	Pat Gillespie	11-3-2	29	9					5-0-0	
1976	Pat Gillespie	10-3-4	36	12					5-0-1	
1977	Pat Gillespie	6-6-3	24	27					3-2-1	
1978	Pat Gillespie	10-8-2	49	39					1-4-1	
1979	Pat Gillespie	11-3-4	47	22					5-1-2	
1980	Pat Gillespie	12-5-3	55	20					4-2-2	
1981	Pat Gillespie	14-6-2	55	26			7-3-0		5-2-1	
1982	Pat Gillespie	10-5-2	36	32			6-3-1		3-4-1	
1983	Pat Gillespie	9-11-1	44	36			4-7-1		3-5-0	
1984	Pat Gillespie	6-8-3	25	47			4-5-3		1-3-0	
1985	Pat Gillespie	12-6-1	49	24			6-5-1		4-0-0	
1986	Pat Gillespie	15-4-3	84	25			8-2-2		3-1-0	
1987	Pat Gillespie	10-8-2	43	35			4-6-2		3-1-0	
1988	Pat Gillespie	9-8-4	38	28			5-7-2			
1989	Pat Gillespie	9-9-1	34	53			5-8-1			
1990	Pat Gillespie	6-13-1	42	53			2-11-1			
1991	Pat Gillespie	9-10-1	62	39			1-6-0	3-2-0		
1992	Pat Gillespie	11-2-5	60	11			4-1-2	3-0-1		#5 in Ohio D-II; #1 seed
1993	Pat Gillespie	7-9-1	34	31			1-6-0	4-1-1		
1994	Pat Gillespie	8-8-2	31	24			1-6-0	3-1-2		
1995	Pat Gillespie	13-3-3	47	15			4-1-2	4-0-2		#10 in Ohio D-II; #1 seed
1996	Pat Gillespie	12-3-4	61	22			3-2-2	4-1-0		#6 in Ohio D-II; #17 in Greater Cleveland; #2 seed
1997	Pat Gillespie	9-7-3	48	48			2-4-1	3-2-1		#21 in Greater Cleveland
1998	Pat Gillespie	11-3-4	66	21			4-2-1	4-1-1		#5 in Ohio D-II; #12 in Greater Cleveland; #1 seed
1999	Pat Gillespie	10-8-2	25	30			3-3-1			#8 in Ohio D-II; #15 in Greater Cleveland; #4 seed
2000	Pat Gillespie	13-2-3	39	15			4-2-1			#8 in Ohio D-II; #14 in Greater Cleveland; #1 seed
2001	Pat Gillespie	10-6-3	40	19			2-5-0			#4 seed
2002	Pat Gillespie	11-5-2	53	23			4-2-1			#3 seed
2003	Pat Gillespie	10-5-3	56	29			3-3-1			#3 seed
2004	Pat Gillespie	7-7-3	29	32			1-4-2			#4 seed
2005	Kevin Zerbey	12-4-3	61	22		6-0-1				#6 in Greater Cleveland D-II; #2 seed
2006	Kevin Zerbey	13-3-2	66	19		6-1-0				#3 in Ohio D-II; #12 overall in Greater Cleveland; #1 seed
2007	Kevin Zerbey	7-10-1	26	51		5-2-0				#8 seed
2008	Kevin Zerbey	9-7-2	34	27		5-1-1				#5 seed
2009	Kevin Zerbey	7-12-1	28	27		4-3-0				#6 seed
2010	Kevin Zerbey	12-5-2	34	20		5-1-1				#6 in D-II in Greater Cleveland; #2 seed
2011	Kevin Zerbey	8-7-3	36	32		3-2-1				#3 in D-II in Greater Cleveland; #4 seed
2012	Kevin Zerbey	8-9-1	28	35		3-4-0				#5 in D-II in Greater Cleveland; #4 seed
2013	Kevin Zerbey	15-2-1	45	9		7-0-0				#5 in Ohio D-II; #1 in D-II in Greater Cleveland; #2 seed
2014	Kevin Zerbey	12-4-3	56	18		5-1-1				#8 in Ohio D-II; #3 in D-II in Greater Cleveland; #2 seed
2015	Kevin Zerbey	14-3-2	69	20	4-1-1					#7 in D-II in Greater Cleveland; #2 seed
	<b>TOTALS</b>	<b>486-269-108</b>								



A 7-0 victory over Lutheran West in the game number 14 of the 2014 season was Coach Zerbey's 100<sup>th</sup> career win, and when you factor in three more wins from last season, and the 14 from this season, his career mark is now 117-71-20. Also, as Coach Zerbey became the Head Coach after the retirement of Coach Gillespie, he was the only man to lead the Pirates into the seas of the West Shore Conference, where his teams posted a record of 49-15-5.

**¶ = Western Division 80-33-12 total record • 1969-1987**

Had a few membership changes through the years, but all of the West Side members were in there at some point, i.e. St. Ignatius, St. Edward, West Tech, Bay, Lakewood, etc.  
 Champions (9) – 1986, '85, '84, '82, '76, '75, '74, '73, '72  
 Runners-Up (3) – 1987, '81, '79

**§ = North Central Conference 28-8-8 total record • 1991-1998**

This soccer-only league was created so that some of the smaller schools in Lorain County could something to play for and for their players to get some recognition.  
 Members: RR, Lorain Catholic, Elyria Catholic, Oberlin, Open Door, Norwalk/Lake Ridge Academy  
 Champions (4) – 1998, '96, '95, '94  
 Runners-Up (0) –

**† = Southwestern Conference 89-104-28 total record • 1981-2004**

Members: RR, Amherst joined mid-'80s, Avon Lake, Bay, Fairview, North Olmsted, Medina out-Olmsted Falls in, Westlake  
 Champions (0) –  
 Runners-Up (4) – 2002, '95, '92, '81

**€ = West Shore Conference 49-15-5 total record • 2005-2014**

RR, Avon, Bay, Fairview & Firelands out-Elyria Catholic & Lakewood in, Midview, North Ridgeville, Vermilion  
 Champions (2) – 2013, '05  
 Runners-Up (5) – 2014, '10, '08, '07, '06

**• = Great Lakes Conference 4-1-1 total record • 2015-present**

RR, Bay, Elyria Catholic, Holy Name, Normandy, Parma, Valley Forge  
 Champions (2) – 2013, '05  
 Runners-Up (5) – 2014, '10, '08, '07, '06

**OHSAA Playoffs**

Sectional Runners-Up (6) 2008, '07, '94, '90, '88, '87  
 Sectional Champions (20) 2015, '14, '13, '12, '11, '10, '09, '06, '05, '03, '02, '01, '00, '99, '98, '97, '96, '92, '91, '86  
 District Semi-Finalists (8) 2012, '11, '06, '03, '02, '01, '98, '95, '92  
 District Runners-Up (9) 2015, '14, '13, '10, '09, '05, '99, '91, '86  
 State Runners-Up (1) 1971  
 State Champions (1) 1970

# team records

## WINS, LOSSES & DRAWS

### MOST VICTORIES, SEASON

1.	15	2013, 1986
2.	14	2015, 1981
3.	13	2006, 2000, 1995
4.	12	2014, 2010, 2005, 1996, 1985
5.	11	2002, 1998, 1992, 1979, 1970

### HIGHEST WINNING %, SEASON

1.	1.000	1970 (11-0-0)
2.	.833	2013 (15-2-1)
3.	.769	1972 (10-1-2)
4.	.737	2015 (14-3-2)
5.	.722	2006 (13-3-2), 2000 (13-2-3)
6.	.714	1973 (10-3-1)
7.	.700	1971 (7-1-2)
8.	.688	1975 (11-3-2)
9.	.684	1995 (13-3-3)
10.	.682	1986 (15-4-3)

### LONGEST WINNING STREAK

1.	17	1970-71
2.	11	1970
3.	8	2013
4.	7	2015, 1995
5.	6	2013, 2006
6.	5	2008, 1988

### LONGEST UNBEATEN STREAK

1.	17	1970-71
2.	15	1992
3.	13	2015*, 1986
4.	11	2005, 2000, 1996, 1970
5.	10	2013, 2006, 1979

### MOST LOSSES, SEASON

1.	13	1990
2.	12	2009
3.	11	1983
4.	10	2007, 1991
5.	9	2012, 1993, 1989

### LOWEST WINNING %, SEASON

1.	.300	1990 (6-13-1)
2.	.350	2009 (7-12-1)
3.	.353	1984 (6-8-3)
4.	.389	2007 (7-10-1)
5.	.400	1977 (6-6-3)
6.	.412	2004 (7-7-3), 1993 (7-9-1)
7.	.429	1988 (9-8-4), 1983 (9-11-1)
8.	.444	2012 (8-9-1), 2011 (8-7-3), 1994 (8-8-2)
9.	.450	1991 (9-10-1)
10.	.474	1997 (9-7-3, 1989 (9-9-1)

### LONGEST LOSING STREAK

1.	5	2007, 1984
2.	4	5 times - most recently, 2012
3.	3	14 times - most recently, two times in 2012

### LONGEST WINLESS STREAK

1.	5	2007, 1999, 1992-93
2.	4	10 times - most recently, 2012
3.	3	too many to mention - most recently, 2012

## GOALS SCORED & GOALS ALLOWED

### MOST GOALS SCORED

1.	84	1986
2.	69	2015
3.	66	2006, 1998
4.	62	1991
5.	61	2005, 1996
6.	60	1992
7.	56	2014, 2003
8.	55	1973, 1972
9.	54	1981
10.	53	2002
11.	52	1970

### HIGHEST GOALS SCORED PER GAME AVERAGE

1.	4.73	1970
2.	4.23	1972
3.	3.93	1991
4.	3.82	1986
5.	3.67	2006, 1998
6.	3.63	2015
7.	3.33	1992
8.	3.21	2005, 1996
9.	3.11	2003
10.	3.10	1991

### FEWEST GOALS SCORED

1.	24	1977
2.	25	1999
3.	26	2007, 1971
4.	28	2012, 2009
5.	29	2004, 1975
6.	31	1994
7.	34	2010, 2008, 1993, 1989, 1983
8.	35	1974
9.	36	2011, 1976
10.	38	1988

### LOWEST GOALS ALLOWED PER GAME AVERAGE

1.	0.50	2013
2.	0.56	1975, 1974
3.	0.61	1992
4.	0.71	1976
5.	0.72	1970
6.	0.83	2000
7.	0.89	1995
8.	0.95	2014, 2001
9.	1.00	1980, 1972
10.	1.01	2006

### MOST GOALS ALLOWED

1.	53	1990, 1989
2.	51	2007
3.	48	1997
4.	47	1984
5.	39	1991, 1978
6.	36	1983
7.	35	2012, 1987
8.	32	2011, 2004, 1982
9.	31	1993
10.	30	1999

### FEWEST GOALS ALLOWED

1.	8	1970
2.	9	2013, 1975, 1974
3.	11	1992
4.	12	1976, 1971
5.	13	1972
6.	15	2000
7.	17	1995
8.	18	2014
9.	19	2006, 2001
10.	20	2015, 2010, 1980

## SHUTOUTS

### MOST SHUTOUTS FOR

1.	13	2013
2.	11	1981
3.	10	2010
4.	9	2014, 2001, 1999, 1992, 1988, 1980, 1974
5.	8	2006, 2000, 1979, 1975

### FEWEST SHUTOUTS AGAINST

1.	0	1970
2.	1	2013, 2008, 2001, 1998, 1977, 1972, 1971

### FEWEST SHUTOUTS FOR

1.	0	1997
2.	2	1991, 1971
3.	3	2012, 2007, 1989, 1972

### MOST SHUTOUTS AGAINST

1.	7	2007, 2004, 2001, 1993, 1989
2.	6	2011, 1999, 1988, 1983
3.	5	1994, 1984, 1976

### MOST CONSECUTIVE SHUTOUTS FOR

1.	8	2013
1.	5	1999
2.	4	2010, 2008, 1999, 1998, 1992, 1980, 1976
3.	3	2014 (2x), 2011, 2009

### MOST CONSECUTIVE SHUTOUTS AGAINST

1.	4	1988
2.	3	2011, 1999, 1991, 1983

## DRAWS

### MOST CONSECUTIVE DRAWS

1.	3	1979, 1977
2.	2	8 times - most recently, 2008

### MOST DRAWS, SEASON

1.	5	1992
2.	4	1998, 1996, 1988, 1979, 1976
3.	3	12 times - most recently, 2014
4.	2	12 times - most recently, 2015
5.	1	12 times - most recently, 2013
6.	0	1974, 1970

### MOST GOALS SCORED, SINGLE GAME

W 14-0	Valley Forge, 1973
W 12-0	Oberlin, 1992
W 11-0	Hawken, 1971
W 10-0	Keystone*, 2003
W 10-0	Oberlin, 1998
W 10-0	Garfield Heights, 1990
W 9-0	Brookside*, 1999
W 9-0	Lutheran West, 1991
W 9-0	Fairview, 1981
W 9-0	North Royalton, 1971
W 9-1	Avon*, 1996

### MOST GOALS ALLOWED, SINGLE GAME

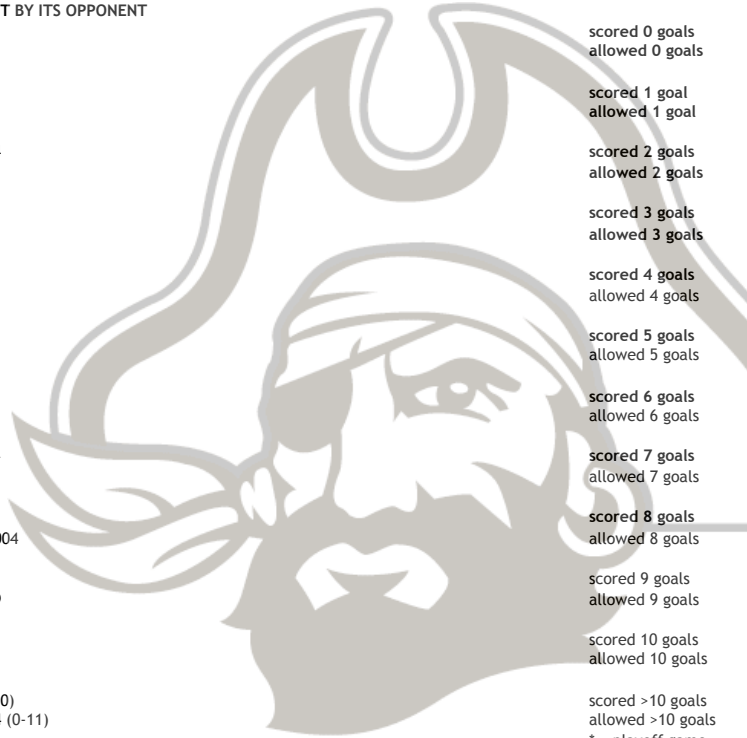
L 0-11	North Olmsted, 1984
L 0-9	North Olmsted, 1989
L 0-9	Shaker Heights, 1978
L 0-8	North Olmsted, 2004
L 0-8	North Olmsted, 1989
L 0-8	North Olmsted, 1984
L 0-7	Padua, 2007
L 0-7	Hoawken, 1999
L 0-7	Hawken, 1997
L 2-7	North Olmsted, 1990
L 0-7	North Olmsted, 1982

# the last time...

## THE LAST TIME ROCKY RIVER SHUT OUT ITS OPPONENT or WAS SHUT OUT BY ITS OPPONENT

0-0	Bay, 2015
1-0	@ Padua, 2015
0-1	Normandy, 2015
2-0	Elyria Catholic, 2014
0-2	@ Bay*, 2014
3-0	Padua*, 2015
0-3	Chagrin Falls, 2015
4-0	West Geauga, 2015
0-4	@ Bay*, 2012
5-0	Lakewood, 2015
0-5	@ Lakewood, 2011
6-0	Fairview, 2014
0-6	@ Orange, 2007
7-0	Lutheran West, 2014
0-7	Padua, 2007
8-0	Buckeye, 2015
0-8	@ North Olmsted, 2004
9-0	Brookside*, 1999
0-9	North Olmsted, 1989
10-0	Keystone*, 2003
0-10	never
>10-0	@ Oberlin, 1992 (12-0)
>0-10	North Olmsted, 1984 (0-11)

\* = playoff game



## THE LAST TIME ROCKY RIVER...

scored 0 goals	D 0-0 v Bay, 2015
allowed 0 goals	W 3-0 v Padua*, 2015
scored 1 goal	W 1-0, @ Padua, 2015
allowed 1 goal	W 6-1 v Lutheran West, 2015
scored 2 goals	D 2-2 (L 3-5 pk's) v Bay*, 2015
allowed 2 goals	W 6-2 v Holy Name*, 2015
scored 3 goals	W 3-0 v Padua*, 2015
allowed 3 goals	W 7-3 @ Holy Name, 2015
scored 4 goals	W 4-1 @ Avon, 2015
allowed 4 goals	L 0-4 @ Bay*, 2012
scored 5 goals	W 5-0 v Lakewood, 2015
allowed 5 goals	L 0-5 @ Lakewood, 2011
scored 6 goals	W 6-1 @ Lutheran West, 2015
allowed 6 goals	L 1-6 @ NDCL, 2012
scored 7 goals	W 7-3 @ Holy Name, 2015
allowed 7 goals	L 0-7 v Padua, 2007
scored 8 goals	W 8-0 v Buckeye, 2015
allowed 8 goals	L 0-8 @ North Olmsted, 2004
scored 9 goals	W 9-0 v Brookside*, 1999
allowed 9 goals	L 0-9 v North Olmsted, 1989
scored 10 goals	W 10-0 v Keystone*, 2003
allowed 10 goals	never
scored >10 goals	W 12-0 @ Oberlin, 1992
allowed >10 goals	L 0-11 v North Olmsted, 1984

\* = playoff game

### THE LAST TIME...

a RR player scored 2 goals in a game  
an opponent scored 2 goals in a game

Liam Duncan, v Holy Name\*, 2015 (W 6-2)  
Will Sharer, v Avon, 2014 (L 0-2)

a RR player scored 3 goals in a game  
an opponent scored 3 goals in a game

Jacob Wischmeier, v Lakewood, 2015 (W 5-0)  
Mirsad Curri, @ Lakewood, 2012 (L 2-3)

a RR player scored 4 goals in a game  
an opponent scored 4 goals in a game

Jacob Wischmeier, @ Holy Name, 2015 (W 7-3)  
Josip Samardzija, @ Lake Catholic, 2007 (L 2-4)

a RR player scored 5 goals in a game  
an opponent scored 5 goals in a game

Jacob Wischmeier, @ Parma, 2015 (W 5-0)  
never

a RR player made a penalty kick  
an opponent made a penalty kick

Jacob Wischmeier, v Bay\*, 2015 (D 2-2, L 3-5 pk's)  
Chris Lund, @ NDCL, 2014 (L 1-3)

a RR player failed to make a penalty kick  
an opponent failed to make a penalty kick  
\* playoff game

Michael Konrad, v Holy Name\*, 2015 (W 6-2)  
Noah Beck, v Bay\*, 2015 (D 2-2, L 3-5 pk's)

## HEAD COACH PAT GILLESPIE BY THE NUMBERS

### Through the decades...


1970s	98 wins, 32 losses, 20 draws	.653 winning %
1980s	106 wins, 70 losses, 22 draws	.535 winning %
1990s	99 wins, 70 losses, 19 draws	.526 winning %
2000s	51 wins, 25 losses, 14 draws	.567 winning %
TOTALS	354 wins, 197 losses, 77 draws	.564 winning %
	35-year average	10.1 wins, 5.6 losses, 2.2 draws

### Coaching Awards...

- 7<sup>th</sup> - place on the all-time list of most coaching victories in the state of Ohio (when he retired)
- 4 - North Central Conference Coach of the Year Awards (1998, 1996, 1995, 1994)
- 4 - Southwestern Conference Coach of the Year Awards (2000, 1998, 1995, 1989)
- 4 - Greater Cleveland Division II Coach of the Year Awards (2000, 1998, 1995, 1979)
- 3 - Ohio Division II Coach of the Year Awards (2000, 1998, 1995)
- 3 - National Soccer Coaches Association of America Region IV Coach of the Year Awards (2000, 1998, 1995)
- 1 - Greater Cleveland Sectional Coach of the Year Award (1978)

### Coach's Career Milestones...

Win #1	7-2 v Lake Ridge Academy, 1970	Loss #1	0-1 v Brecksville, 1971
Win #50	7-4 v North Olmsted, 1974	Loss #50	0-3 v North Olmsted, 1983
Win #100	7-0 v Orange, 1980	Loss #100	0-3 v Bay, 1989
Win #150	5-1 v Fairview, 1985	Loss #150	0-3 v Bay, 1996
Win #200	3-2 v Olmsted Falls, 1989		
Win #250	2-1 v Gilmour, 1995		
Win #300	2-1 v Oberlin, 1999		
Win #350	2-0 v Olmsted Falls, 2004		



# distinguished all-city/all-state/all-region pirates

## ALL-AMERICA

1986 Brad Petzinger  
1973 Alex Rosul  
1970 Roman Rosul

## ALL-MIDEAST REGION

2006 Wesley Davis  
2003 Elliot Wheeler  
2000 Ryan Burke  
1999 Charlie Andrews  
1998 Tony Soric  
1992 Taylor Haley  
Jeff McDonald

## ALL-OHIO

2015 Jacob Wischmeier, 1<sup>st</sup> Team  
2014 Sutton Klodnick  
2013 Trent Newby  
2006 Wesley Davis  
2003 Elliot Wheeler  
2002 Justin Goepfert  
2000 Ryan Burke  
John Allen  
1999 Charlie Andrews  
1998 Tony Soric  
1997 Tony Soric  
1996 Mike Urban  
1995 Kevin Fiala  
1994 Andy Stanislo  
1993 David Allen  
1992 Taylor Haley  
Jeff McDonald  
1987 Tyler Hall  
1986 Brad Petzinger  
1980 Emil Rosul  
1979 Ron Hausmann  
1978 Dave Fink  
1977 Bob Bry  
1976 Randy Cook  
1975 John Brandt  
Dan Gourash  
1974 Dan Gourash  
Phil Zak  
1973 Mike Gabel  
Alex Rosul  
1972 Mike Gabel  
Alex Rosul  
1971 Mike Gabel  
Alex Rosul  
Hugh Phillis  
1970 Roman Rosul  
John McClain

## ALL-GREATER CLEVELAND

2015 Jacob Wischmeier 1<sup>st</sup> Team  
Liam Duncan  
Mark Hoelzer 2<sup>nd</sup> Team  
Dylan Keeling HM  
Michael Konrad  
Kyle Moore  
2014 Sutton Klodnick 1<sup>st</sup> Team  
Jacob Wischmeier  
Brett Scherzer 2<sup>nd</sup> Team  
Liam Duncan  
Mark Hoelzer HM  
Chase Newby  
Nathaniel O'Halla  
2013 Trent Newby 1<sup>st</sup> Team  
Sutton Klodnick  
Jacob Wischmeier 2<sup>nd</sup> Team  
Liam Duncan HM  
Dominic Liva  
Noah Lorincz-Comi  
Spencer Klodnick  
2012 Tristan Smith  
Sutton Klodnick  
Spencer Klodnick  
Trent Newby  
2011 Mark Moskwa  
Brian Cannon  
Ryan Connelly  
Matt Siwkiewicz  
Connor Turk  
Spencer Klodnick  
Sutton Klodnick  
Trent Newby  
Nathaniel O'Halla  
Tristan Smith  
2010 Ian Taylor  
Matt Garibaldi  
Zack Hutton  
Kyle Lamb  
Kegan Sill  
Matt Siwkiewicz  
Ryan Connelly  
Mark Moskwa  
Colin Meyer  
2009 Brendon Hall  
Andrew Stanton  
Andrew Triplett  
Kenny Gerrick  
Steven Lesiecki  
Travis Pescatrice  
Matt Garibaldi  
Kegan Sill  
Ian Taylor  
Mark Moskwa  
2008 Barry Goepfert  
Ari Hajro  
Brook Weidner  
Ray Harris  
Michael Kenny  
Will Kmetz  
Andrew Stanton  
2007 David Rea  
Barry Goepfert  
Owen Lamb  
Jon Huebner  
Brendon Hall  
2006 Wesley Davis  
Colin Mooney  
Michael Clifford  
Emmett Conway  
Steve Gall  
Barry Goepfert  
Dan Kilgore  
Woody Wright  
2005 Danny Goepfert  
Cory Weidner  
Tim Molnar  
Axel Brandt  
Brett Tomoff  
Colin Mooney  
Steve Kessler

## ALL-GREATER CLEVELAND (continued)

2004 Jordan Gourash  
Danny Goepfert  
Axel Brandt  
Tim Molnar  
Brett Tomoff  
Cory Weidner  
2003 Elliot Wheeler  
Bryce Sylvester  
Jordan Gourash  
Danny Goepfert  
Drew Greathouse  
James Hagedorn  
Andy Weidner  
2002 Justin Goepfert  
Kevin Burke  
Petry Carte  
Bryce Sylvester  
Ryan Sylvester  
Kevin Tuisku  
Elliot Wheeler  
2001 Justin Goepfert  
Kevin Burke  
Petry Carte  
David Jaratz  
Nick Molnar  
Bryce Sylvester  
Matt Waitkus  
2000 Ryan Burke  
John Allen  
Kyle Bacon  
Alex Goepfert  
Justin Goepfert  
Conor Riggs  
George Kanis  
1999 Charlie Andrews  
Owen Bir  
Richie Brearton  
Ryan Burke  
John Allen  
Kyle Bacon  
Alex Goepfert  
Tony Soric  
Corey Andregg  
Allen Rickard  
Craig Holmes  
Brad Allen  
John Allen  
Ryan Burke  
Danny Aviles  
1997 Tony Soric  
Corey Andregg  
Allen Rickard  
Craig Holmes  
Jamie Gooding  
1996 Mike Urban  
Peter Angelokostopoulos  
Doug Harper  
Tony Soric  
Corey Andregg  
1995 Kevin Fiala  
Steve Dobler  
Mike Urban  
John Jelovic  
1994 Andy Stanislo  
Kevin Fiala  
1993 David Allen  
Andy Stanislo  
1992 Taylor Haley  
Jeff McDonald  
Kevin Clere  
Ryan Jeppe  
1989 John Allen  
1988 Ty Clutterbuck  
Jeff Poley  
Miki Sunjevaric  
Tyler Hall  
1987 Mike Sunjevaric  
Andy Thompson  
Miki Sunjevaric

## ALL-GREATER CLEVELAND (continued)

1986 Brad Petzinger  
Chris Foutz  
Ron Hall  
Mike Sunjevaric  
Steve Kretz  
1984 Paul Goebel  
1983 Norm Sinreich  
1982 Jim Byall  
1981 Greg Budoii

### 4-TIME ALL-GREATER CLEVELAND

Sutton Klodnick • 2014, '13, '12, '11  
Taylor Haley • 1992, '91, '90, '89

### 3-TIME ALL-GREATER CLEVELANDS

Liam Duncan • 2015, '14, '13  
Jacob Wischmeier • 2015, '14, '13  
Trent Newby • 2013, '12, '11  
Spencer Klodnick • 2013, '12, '11  
Mark Moskwa • 2011, '10, '09  
Barry Goepfert • 2008, '07, '06  
Wesley Davis • 2006, '05, '04  
Danny Goepfert • 2005, '04, '03  
Bryce Sylvester • 2003, '02, '01  
Justin Goepfert • 2002, '01, '00  
Ryan Burke • 2000, '99, '98  
John Allen • 2000, '99, '98  
Tony Soric • 1998, '97, '96  
Corey Andregg • 1998, '97, '96  
Jeff McDonald • 1992, '91, '90

### 2-TIME ALL-GREATER CLEVELANDS

Mark Hoelzer • 2015, '14  
Tristan Smith • 2012, '11  
Ryan Connelly • 2011, '10  
Matt Siwkiewicz • 2011, '10  
Matt Garibaldi • 2010, '09  
Kegan Sill • 2010, '09  
Ian Taylor • 2010, '09  
Brendon Hall • 2009, '07  
Andrew Stanton • 2009, '08  
Colin Mooney • 2006, '05  
Axel Brandt • 2005, '04  
Tim Molnar • 2005, '04  
Brett Tomoff • 2005, '04  
Jordan Gourash • 2004, '03  
Elliot Wheeler • 2003, '02  
Kevin Burke • 2002, '01  
Petry Carte • 2002, '01  
Kyle Bacon • 2000, '99  
Alex Goepfert • 2000, '99  
Allen Rickard • 1998, '97  
Craig Holmes • 1998, '97  
Mike Urban • 1996, '95  
Kevin Fiala • 1995, '94  
Andy Stanislo • 1994, '93  
Miki Sunjevaric • 1988, '87  
Mike Sunjevaric • 1987, '86



# the 2015 alumni game report & more all-time records vs. opponents



This year's game saw 28 alums turn out to battle the high school boys and the result was a 5-3 Alumni victory. Liam Duncan opened the scoring in the 5' before Anthony Mod (Class of 2015) tied it eight minutes later. Jacob Wischmeier put the Boys up 2-1 a couple minutes after that and Dom Giampaolo ('96) made it 2-2 fifteen minutes before the break. Mod and Giampaolo each scored second-half goals and Gordon Taylor ('14) went on a crazy dribble before finishing. Wischmeier scored a second, but it wasn't enough to prevent the Alums from winning their third straight, since we returned to the Alums v Boys format.

Here are your obligatory Alum Stats:

ALUMS BY GRADUATION DECADE: 1970s - 0; 1980s - 6; 1990s - 10; 2000s - 5; 2010s - 7

OLDEST ALUM: John Garibaldi, Class of 1982; Honorable Mention goes to Jim Byall, Class of 1983, who showed up just to visit.

YOUNGEST ALUM: Anthony Mod, Class of 2015 - the only one of last year's seniors to show up

MOST ALUMS BY CLASS: While we had three boys from the class of 2014 show up (Spencer Klodnick, Joey Suchecki & Gordon Taylor), we had two alums show up from six different classes - 1985 (Mike Moore & John Opdycke), 1993 (Taylor Haley & David Casselberry), 2009 (Matt Hagan & Alex Theis), 2010 (Andrew Stanton & Andrew Triplett), 2011 (Kegan Sill & Ian Taylor)

GREATEST DISTANCE TRAVELLED BY AN ALUM TO ATTEND: 9,500 miles / 15,300 kilometers - Dorian "Doc" Martin was an AFS student in the fall of 1990 who had bucket listed a return for the game, and with wife and young son in tow, he made it back for this game. Though he claimed he'd been playing way more basketball than soccer over the past 20+ years, he looked good out there and didn't betray the form that saw him rack up nine goals and four assists for the Pirates during his one season in maroon and white. Coach Zerbey has his arm around him in the photo.

Next year, since we lose ten seniors and gain an unknown number of freshmen, we may have to revisit the Odds v Evens format. We may also look at having to tuck our Alumni Game into the scrimmage season. Regardless of how and when, we'll hold the game in August, still with a 4pm kickoff. So be sure to keep your ears peeled and your eyes open for an announcement about when we'll play it. It's not too early to start saving \$10 to make a donation to the program for a t-shirt.

## the exchange student scoring list

This season, Jan "Honza" Hrdlicka became our first foreign exchange student to score a goal in nearly 20 years. These past two seasons, we've been grateful to have two boys show up who really could play soccer. Historically, most of our AFS boys have come to us from European countries, but we have had the odd fellow from South America or Asia or Oceania spend a year with us. While we have had other students join us for a spell and play parts of the season, below you can find the complete list of exchange students who have lettered in the Maroon & White over the years, along with their stats.



PLAYER	COUNTRY	YEAR	GOALS	ASSISTS	POINTS
Danny Aviles	Spain	1998	13	5	31
Dorian "Doc" Martin	Australia	1990	9	4	22
José Montealegre	Ecuador	1977	8	0	16
Petur Haraldsson	Iceland	1981	5	5	15
Paul Vincke	Belgium	1972	3	5	11
Lars Vatten	Norway	1970	2	7	11
Jan "Honza" Hrdlicka	Czech Republic	2015	2	4	8
Mads Wich	Denmark	1994	2	3	7
Claus Griepentrog	Denmark	1990	1	1	3
Patrik Meier	Denmark	1993	1	1	3
Guido Pinter	Hungary	2014	0	3	3
Lars Haskinsson	Sweden	1976	0	0	0
Petri Makela	Iceland	1983	0	0	0
Hiro Ushijima	Japan	1989	0	0	0
Johan Kjelstrom	Sweden	1993	0	0	0

# all-time records v opponents & the rockport cup

<u>2016 OPPONENTS</u>	<u>GAMES</u>	<u>W-L-D</u>	<u>%</u>	<u>GF</u>	<u>GA</u>	<u>SQF</u>	<u>SOA</u>	<u>STREAK</u>	<u>LAST MEETING</u>
Avon	20	15-4-1	.750	61	22	7	2	W1	W 4-1, 2015
Bay	72	14-45-13	.194	74	164	12	29	L1	D 2-2 (L 3-5 pk's)*, 2015
Bexley	0	0-0-0	.000	-	-	-	-	-	never
Chagrin Falls	24	6-10-8	.250	40	48	5	7	L 1	L 0-3, 2015
Elyria Catholic	22	9-11-2	.409	34	33	6	8	W3	W 5-0, 2015
Fairview	42	31-15-6	.738	104	61	20	9	W8	W 2-1, 2015
Holy Name	6	5-1-0	.833	29	6	3	1	W4	W 6-2*, 2015
Lake Catholic	4	1-2-1	.250	8	10	0	0	L1	L 2-3, 2009
Lakewood	21	16-4-1	.762	53	20	8	2	W3	W 5-0, 2015
Lutheran West	8	8-0-0	1.000	46	2	7	0	W9	W 6-1, 2015
Normandy	4	3-1-0	.750	12	1	3	1	L1	L 0-1, 2015
Padua	16	8-7-1	.500	37	32	4	2	W3	W 3-0*, 2015
Parma Senior	1	1-0-0	1.000	5	0	1	0	W1	W 5-0, 2015
University School	10	3-4-3	.300	14	15	2	2	L3	L 0-3, 2015
Valley Forge	3	3-0-0	1.000	23	2	1	0	W3	W 5-1, 2015
Westlake	40	13-23-4	.325	51	72	10	17	W2	W 1-0, 2014

<u>WEST SIDE RIVALS</u>	<u>GAMES</u>	<u>W-L-D</u>	<u>%</u>	<u>GF</u>	<u>GA</u>	<u>SQF</u>	<u>SOA</u>	<u>STREAK</u>	<u>LAST MEETING</u>
Amherst	25	16-4-5	.640	64	28	10	1	D1	D 1-1, 2004
Avon Lake	39	18-13-8	.462	78	56	9	8	L1	L 0-1, 2007
Berea	7	6-1-0	.857	40	4	5	1	W1	W 7-1, 1991
Brooklyn	1	1-0-0	1.000	3	0	1	0	W1	W 3-0, 2014
Brookside	5	5-0-0	1.000	33	0	5	0	W4	W 8-0*, 2006
Buckeye	9	8-0-1	.889	42	9	4	0	W2	W 8-0, 2015
Columbia	7	5-0-2	.714	24	1	6	1	W4	W 2-0, 2005
Firelands	20	17-3-0	.850	64	19	11	1	W13	W 4-3*, 2012
Independence	7	6-0-1	.857	28	3	4	0	W2	W 3-0, 2006
Keystone	2	2-0-0	1.000	17	2	1	0	W2	W 7-2*, 2007
Lake Ridge Academy	22	14-6-2	.636	67	31	6	2	W1	W 6-1, 1998
Lorain Catholic	18	10-3-5	.556	47	20	3	3	D1	D 2-2, 2003
Midpark	2	1-0-1	.500	5	1	0	1	W1	W 4-0, 1993
Midview	10	9-0-1	.900	33	5	5	0	W4	W 5-0, 2014
North Olmsted	43	8-27-8	.186	46	132	5	24	L1	L 0-8, 2003
North Ridgeville	13	11-2-0	.846	35	10	5	1	W11	W 2-1, 2014
Norwalk	6	3-0-3	.500	14	5	1	0	D2	D 1-1, 1998
Oberlin	31	27-2-2	.871	130	26	17	0	W1	W 7-1, 2003
Olmsted Falls	22	20-2-0	.909	80	29	8	1	W13	W 3-0, 2013
Open Door Christian Academy	17	12-3-2	.706	48	17	7	1	W8	W 3-1, 2003
St. Edward	7	6-1-0	.857	12	7	5	2	W1	W 1-0, 1983
St. Ignatius	11	3-7-1	.273	16	26	1	2	L4	L 1-6*, 1984
Vermilion	13	10-3-0	.769	28	10	6	3	W8	W 7-0, 2014
Wellington	4	0-3-1	.000	8	14	0	1	L3	L 1-2, 2009

<u>EAST SIDE RIVALS</u>	<u>GAMES</u>	<u>W-L-D</u>	<u>%</u>	<u>GF</u>	<u>GA</u>	<u>SQF</u>	<u>SOA</u>	<u>STREAK</u>	<u>LAST MEETING</u>
Aurora	2	2-0-0	1.000	6	2	1	0	W2	W 3-0, 2006
Beachwood	4	2-1-1	.500	6	2	3	2	W1	W 4-0, 2014
Benedictine	6	5-0-1	.833	16	6	2	1	W5	W 3-2, 2012
Garfield Heights	2	2-0-0	1.000	15	0	2	0	W2	W 10-0, 1990
Gilmour Academy	22	18-2-2	.818	76	16	7	2	W2	W 3-0, 2008
Hawken	10	7-2-1	.700	32	19	4	3	L1	L 0-7, 1999
Kenston	3	0-2-1	.000	1	6	0	2	L1	L 0-2, 2011
Cathedral Latin/NDCL	4	1-2-1	.250	8	11	1	0	L1	L 1-3, 2014
Orange	7	4-2-1	.571	16	11	2	2	L2	L 0-2, 2011
Perry	3	2-0-1	.667	8	0	3	1	W2	W 2-0, 1994
Revere	4	0-4-0	.000	4	14	0	1	L4	L 0-4, 2010
Painesville Riverside	1	1-0-0	1.000	5	1	0	0	W1	W 5-1, 2015
St. Vincent-St. Mary	3	1-2-0	.333	5	5	0	1	L2	L 1-2, 2013
Trinity	2	2-0-0	1.000	11	1	1	0	W2	W 3-1*, 1991
West Geauga	5	3-2-0	.600	11	9	2	1	W2	W 4-0, 2015


\* = playoff game

## THE ROCKPORT CUP

After Bay, the team that Rocky River has played the most in its boys soccer history is Fairview. The rivalry dates back to 1981, when the Pirates defeated the first-year Warriors' team 6-0 with the help of a Kevin Konrad hat trick. From then until 2009, the two schools played 47 times, including 34 matches as members of the Southwestern Conference, six as members of the West Shore Conference, one more non-conference game and six OHSAA playoff contests.

Fairview left the WSC after the 2010 school year, and while Coach Zerbey and Warriors Head Coach Dave Snow had planned to continue the rivalry, the two decided that it would be a neat idea to create a trophy that the winning team would hold onto for the year in between contests. River and Fairview have met to battle for the Rockport Cup (seen in the photo upper right with 2013 River captains Sutton Klodnick, Trent Newby and Nathaniel O'Halla), named after Rockport Township from which both cities were created back in the early 1900s.

The Pirates won the Cup its first two years by 2-1 scorelines, but the year three and four contests were not nearly as close. A 5-0 win in 2013 was followed by a 6-0 victory last season. This year's 2-1 score is more in line with how one would expect a rivalry game to be contested. Here is the list of top goalscorers in Rockport Cup history: Sutton Klodnick & Jacob Wischmeier (5), Brett Scherzer & Liam Duncan (2)



# great lakes conference stats

## MOST GLC GOALS, SEASON

1.	14	Jacob Wischmeier, 2015
2.	4	Liam Duncan, 2015
3.	1	Bryan Kern, 2015
		Kyle Leonard, 2015
		Weston Newton, 2015
		Colin Trudell, 2015

## FIRST TEAM ALL-GLC

2015  
Liam Duncan  
Jacob Wischmeier

## MOST GLC ASSISTS, SEASON

1.	6	Dylan Keeling, 2015
2.	4	Matt Goepfert, 2015
3.	3	Liam Duncan, 2015
4.	2	Zach Konrad, 2015
		Kyle Moore, 2015
		Jacob Wischmeier, 2015
		Jonah Wischmeier, 2015
5.	1	Honza Hrdlicka, 2015

## SECOND TEAM ALL-GLC

2015  
Mark Hoelzer  
Kyle Moore

## HONORABLE MENTION ALL-GLC

2015  
Dylan Keeling  
Michael Konrad

## MOST GLC POINTS, SEASON

1.	30	Jacob Wischmeier, 2015
2.	11	Liam Duncan, 2015
3.	4	Matt Goepfert, 2015
5.	2	Bryan Kern, 2015
		Zach Konrad, 2015
		Kyle Leonard, 2015
		Kyle Moore, 2015
		Weston Newton, 2015
		Colin Trudell, 2015
		Jonah Wischmeier, 2015
7.	1	Honza Hrdlicka, 2015



With the West Shore Conference set to be torn apart at the close of the 2014-15 school year, Rocky River and Bay were in need of a new grouping to call home. Four of the five Parma schools, along with Elyria Catholic, found themselves in a similar situation, so the parties all got together to create a new conference. Below are the inaugural Great Lakes Conference standings:

	GLC W-L-D	OVERALL W-L-D
Bay	5-0-1	16-4-3
Rocky River	4-1-1	14-4-1
Valley Forge	4-2-0	11-6-1
Normandy	3-2-1	10-6-2
Holy Name	1-4-1	7-9-2
Parma	0-4-2	5-9-4
Elyria Catholic	0-5-1	3-11-4

As a result of RRHS switching to a new conference, Jacob Wischmeier joins Danny Goepfert (2003-05) as the only boys to be named to the First Team in two different conferences during Coach Zerbey's coaching tenure. Back in the 1980s, while the Pirates were a part of both the Western Division and the Southwestern Conference, such an honor was earned by the likes of Jim Byall (1982) and Paul Goebel (1984). During the 1990s, when we were in both the SWC and the NCC, several boys accomplished the feat - Andy Stanisló (1994), Kevin Fiala (1995), Mike Urban (1996) and Tony Soric (1997-98).

## ALL-TIME GLC GOALKEEPING LEADERS

<u>PLAYER</u>	<u>YEARS</u>	<u>GAMES</u>	<u>RECORD</u>	<u>SHUTOUTS</u>	<u>GOALS</u>	<u>AVG.</u>	<u>SAVES</u>	<u>%</u>
Mark Hoelzer	2015	6	4-1-1	2	5	1.00	18	.782
Owen Corrigan	2015-present	3	0-0-0	0	1	.333	2	.667

## all-time records v opponents, cont'd

<u>1970s/1980s ERA RIVALS</u>	<u>GAMES</u>	<u>W-L-D</u>	<u>%</u>	<u>GF</u>	<u>GA</u>	<u>SO</u>	<u>SOA</u>	<u>STREAK</u>	<u>LAST MEETING</u>
Akron Garfield	2	1-0-1	.500	7	3	0	0	D1	D 1-1, 1971
Brecksville	5	2-3-0	.400	9	9	0	1	L2	L 0-3*, 1973
Brunswick	2	2-0-0	1.000	4	1	1	0	W2	W 1-0, 1985
Brush	1	1-0-0	1.000	3	0	1	0	W1	W 3-0, 1971
Cleveland Heights	3	3-0-0	1.000	12	1	2	0	W3	W 6-1, 1980
Copley	2	1-1-0	.500	4	4	0	0	L1	L 1-2, 1980
Cuyahoga Falls	2	2-0-0	1.000	8	0	2	0	W2	W 1-0, 1971
Eastlake North	1	0-1-0	.000	1	2	0	0	L1	L 1-2*, 1979
Elyria Christian	2	2-0-0	1.000	15	1	1	0	W2	W 7-0, 1980
Euclid	4	3-0-1	.750	16	3	2	0	W1	W 3-0, 1974
Findlay	2	1-1-0	.500	3	3	1	0	W1	W 1-0, 1981
Hudson	7	1-3-3	.143	13	17	0	1	L1	L 1-5, 1977
John Marshall	4	3-1-0	.750	7	2	2	1	W2	W 1-0, 1977
Lorain	1	1-0-0	1.000	4	0	1	0	W1	W 4-0, 1981
Lorain Admiral King	1	1-0-0	1.000	6	0	1	0	W1	W 6-0, 1987
Maumee	1	1-0-0	1.000	6	0	1	0	W1	W 6-0, 1978
Medina	14	9-5-0	.643	31	19	5	3	L3	L 0-2, 1985
Medina Highland	2	2-0-0	1.000	6	2	0	0	W2	W 3-1*, 1988
New Market, Ontario	2	2-0-0	1.000	?	?	?	?	W2	1972
North Royalton	12	4-7-1	.364	10	21	1	5	L3	L 2-3*, 1981
John F. Rhodes	5	4-0-1	.800	16	3	2	0	W2	W 5-0, 1976
Shaker Heights	14	10-4-0	.714	31	20	5	1	W1	W 3-0, 1980
St. Peter Chanel	1	1-0-0	1.000	8	0	1	0	W1	W 8-0, 1986
West Tech	8	4-3-1	.500	10	7	2	2	W1	W 3-0, 1977
Western Reserve Academy	5	2-2-1	.400	9	11	1	1	L1	L 0-2, 1979

\* = playoff game

# west shore conference stats

## FIRST TEAM ALL-WSC

2014	Sutton Klodnick
	Jacob Wischmeier
2013	Sutton Klodnick
	Dominic Liva - GK of the Year
	Trent Newby
2012	Sutton Klodnick
2011	Mark Moskwa
2010	Matt Garibaldi
	Ian Taylor - co-GK of the Year
2009	Brendon Hall
2008	Barry Goepfert
	Ari Hajro
2007	Barry Goepfert
	Owen Lamb
2006	Michael Clifford
	Wesley Davis
	Colin Mooney
2005	Danny Goepfert
	Tim Molnar
	Cory Weidner

## SECOND TEAM ALL-WSC

2014	Mark Hoelzer - 2 <sup>nd</sup> Team GK
	Liam Duncan
	Brett Scherzer
2013	Liam Duncan
	Jacob Wischmeier
2012	Tristan Smith
2011	Ryan Connelly
	Matt Siwkiewicz
2010	Zack Hutton
	Kyle Lamb
2009	Andrew Stanton
	Andrew Triplett
2008	Will Kmetz
	Brook Weidner
2007	David Rea
2006	Emmett Conway
	Steven Gall
	Andrew Pease
2005	Wesley Davis
	Brett Tomoff

## HONORABLE MENTION ALL-WSC

2014	Chase Newby
	Nathaniel O'Halla
2013	Spencer Klodnick
	Chase Newby
2012	Spencer Klodnick
	Trent Newby
2011	Brian Cannon
	Connor Turk
2010	Ryan Connelly
	Kegan Sill
2009	Steven Lesiecki
	Ian Taylor
2008	Ray Harris
	Michael Kenny
2007	Brendon Hall
	Ray Harris
2006	Dan Kilgore
	Woody Wright
2005	Axel Brandt
	Emmett Conway

### MOST WSC GOALS, SEASON

1.	17	Wesley Davis, 2006
2.	8	Ari Hajro, 2008
		Cory Weidner, 2005
3.	7	Colin Mooney, 2006
4.	6	Jacob Wischmeier, 2014
		Tim Molnar, 2005
5.	5	Brett Scherzer, 2014
		Jacob Wischmeier, 2013
		Wesley Davis, 2005
6.	4	Kyle Lamb, 2010
		Matt Garibaldi, 2009
7.	3	Sutton Klodnick, 2014
		Liam Duncan, 2013
		Sutton Klodnick, 2013
		Spencer Klodnick, 2013
		Spencer Klodnick, 2012
		Zack Hutton, 2010
		Matt Garibaldi, 2010
		Brendon Hall, 2009
		Ray Harris, 2008
		Will Kmetz, 2008
		Owen Lamb, 2007

### MOST WSC ASSISTS, SEASON

1.	12	Michael Clifford, 2006
2.	8	Andrew Stanton, 2009
		Tim Molnar, 2005
		Wesley Davis, 2005
3.	5	Sutton Klodnick, 2014
		Matt Garibaldi, 2010
		Andrew Stanton, 2008
		Barry Goepfert, 2006
		Cory Weidner, 2005
4.	4	Trent Newby, 2013
		Mark Moskwa, 2011
		Andrew Triplett, 2009
		Wesley Davis, 2006
		Steven Gall, 2005
5.	3	Brett Scherzer, 2013
		Jacob Wischmeier, 2013
		Barry Goepfert, 2008
		Ray Harris, 2008
		Owen Lamb, 2007
		Emmett Conway, 2005

### MOST WSC POINTS, SEASON

1.	38	Wesley Davis, 2006
2.	21	Cory Weidner, 2005
3.	20	Tim Molnar, 2005
4.	18	Wesley Davis, 2005
5.	17	Jacob Wischmeier, 2014
		Ari Hajro, 2008
6.	16	Colin Mooney, 2006
7.	13	Brett Scherzer, 2014
		Jacob Wischmeier, 2013
8.	11	Matt Garibaldi, 2010
9.	10	Sutton Klodnick, 2014
		Kyle Lamb, 2010
10.	9	Ray Harris, 2008
		Owen Lamb, 2007
		Barry Goepfert, 2006

### ALL-TIME WSC SCORING LEADERS

PLAYER	YEARS	GAMES	GOALS	ASSISTS	POINTS
Wesley Davis	2005-06	14	22	12	56
Jacob Wischmeier	2012-14	21	13	9	35
Sutton Klodnick	2011-14	28	9	8	26
Barry Goepfert	2006-08	20	6	10	22
Cory Weidner	2005	7	8	5	21
Tim Molnar	2005	7	6	8	20
Colin Mooney	2005-06	14	9	2	20
Matt Garibaldi	2009-10	14	7	5	19
Ari Hajro	2008	7	8	1	17
Liam Duncan	2012-14	13	5	5	15
Brett Scherzer	2011-14	7	5	3	13
Spencer Klodnick	2011-13	20	6	1	13
Ray Harris	2007-08	14	5	3	13
Mark Moskwa	2009-11	12	3	7	13
Andrew Stanton	2008-09	14	0	13	13
Michael Clifford	2005-06	14	0	12	12
Emmett Conway	2005-06	14	3	5	11
Kyle Lamb	2010	7	4	2	10
Steven Gall	2005-06	14	2	6	10

### ALL-TIME WSC GOALKEEPING LEADERS

PLAYER	YEARS	GAMES	RECORD	SHUTOUTS	GOALS	AVG.	SAVES	%
Dominic Liva	2011-13	19	12-6-1	8	19	1.00	64	.77
Ian Taylor	2008-10	16	10-4-1	7	10	0.63	63	.86
Andrew Pease	2005-06	9	6-1-0	4	8	0.89	39	.83
Michael Kenny	2007-08	7	5-1-1	2	8	1.14	37	.82
David Rea	2006-07	7	4-2-0	2	8	1.14	52	.87
Brett Tomoff	2005	7	6-0-1	3	4	0.57	20	.83
Mark Hoelzer	2014	6	4-1-1	4	3	0.67	30	.90

The ten-year history of the West Shore Conference will be remembered as one that saw a high standard set by perennial state D-II title contender Bay, River's unrelenting attempts to keep up with its western neighbors, the growth of a D-I power program in Avon and a rise in respectability among the five other league members. We won the first-ever league crown on the final day of the season in 2005, when Bay's draw at Vermilion combined with our 2-0 win at Fairview to wrap things up for us. Runner-up finishes came in 2006, '07, '08, '10, along with the disappointment of 2009 (3<sup>rd</sup>). Fourth-place seasons in 2011 and 2012 saw us looking up at more teams than we wanted, and we did not like the view, so a perfect 2013 league run was the only antidote, punctuated by a 4-2 demolishing of Bay at home on the final league night of the season. Despite ending up this year behind Avon and tied for 2<sup>nd</sup> with Bay, a 5-1-1 record brings our all-time WSC record to 49-15-5, good for second-best behind the Rockets' mark of 55-8-6. Time will show the WSC as a soccer conference that grew into a solid bunch, with nothing to apologize for to its big-school neighbors in the adjacent Southwestern Conference.



# southwestern conference stats

## FIRST TEAM ALL-SWC

2004	Danny Goepfert
2003	Elliot Wheeler
2002	Justin Goepfert
	Kevin Burke
2001	Kevin Burke
2000	John Allen
	Kyle Bacon
	Ryan Burke
1999	Charlie Andrews
1998	Corey Andregg
	Tony Soric
1997	Tony Soric
1996	Mike Urban
1995	Kevin Fiala
1994	Andy Stanislo
1993	David Allen
1992	Kevin Clere
	Taylor Haley
	Jeff McDonald
1991	Taylor Haley
1990	Taylor Haley
1989	John Allen
1988	Jeff Poley
1987	Tyler Hall
1986	Ron Hall
	Brad Petzinger

## SECOND TEAM ALL-SWC

2004	Jordan Gourash
2003	Bryce Sylvester
2002	Petry Carte
	Ryan Sylvester
2001	David Jaratz
2000	Alex Goepfert
1999	John Allen
	Owen Bir
	Ryan Burke
1998	Craig Holmes
	Allen Rickard
1997	Corey Andregg
1996	Peter Angelokostopoulos
1995	Steve Dobler
1994	Kevin Fiala
1993	Andy Stanislo
1991	Jeff McDonald
1990	Jeff McDonald
1989	Taylor Haley
1988	Ty Clutterbuck
	Miki Sunjevaric
1987	Mike Sunjevaric
	Miki Sunjevaric
1986	Chris Foutz
	Tyler Hall
	Mike Sunjevaric

## HONORABLE MENTION ALL-SWC

2004	Jeff Davis
	Wesley Davis
2003	Drew Greathouse
	Jordan Gourash
2002	Bryce Sylvester
	Elliot Wheeler
2001	Justin Goepfert
	Matt Waitkus
2000	David Biscardi
	Conor Riggs
1999	Kyle Bacon
	Richie Brearton
1998	Brad Allen
	Charlie Andrews
1997	Craig Holmes
	Allen Rickard
1996	Doug Harper
	Tom Masoudi

## MOST SWC GOALS, SEASON

1.	16	Brad Petzinger, 1986
2.	11	Tony Soric, 1998
		Tony Soric, 1997
3.	10	Ty Clutterbuck, 1988
		Mike Sunjevaric, 1986
4.	9	Taylor Haley, 1990
		Tyler Hall, 1987
		Brad Petzinger, 1986
5.	8	Peter Angelokostopoulos, 1996
6.	7	Mike Garibaldi, 1982
7.	6	Taylor Haley, 1992
		Norm Sinreich, 1983
		Kevin Konrad, 1981
		Bill Steins, 1981

## MOST SWC ASSISTS, SEASON

1.	13	Brad Petzinger, 1986
2.	8	Jim Byall, 1982
3.	7	Andy Stanislo, 1992
		Mike Sunjevaric, 1985
4.	6	Kevin Fiala, 1995
		Dave Kysela, 1983
5.	5	Tony Soric, 1998
		Ryan Burke, 1997
		Tony Soric, 1996

## MOST SWC POINTS, SEASON

1.	45	Brad Petzinger, 1986
2.	27	Tony Soric, 1998
		Mike Sunjevaric, 1986
		Tony Soric, 1997
3.	24	Ty Clutterbuck, 1988
4.	23	Taylor Haley, 1990
5.	22	Brad Petzinger, 1985
		Tyler Hall, 1987
6.	20	Peter Angelokostopoulos, 1996
7.	18	Mike Garibaldi, 1982
		Jim Byall, 1982
8.	16	Kevin Konrad, 1980

## ALL-TIME SWC SCORING LEADERS

PLAYER	YEARS	GAMES	GOALS	ASSISTS	POINTS
Brad Petzinger	1984-86	36	25	19	69
Tony Soric	1995-98	26	27	12	66
Taylor Haley	1989-92	43	20	7	47
Tyler Hall	1985-87	36	15	6	36
Mike Sunjevaric	1985-87	36	12	11	35
Ryan Burke	1997-2000	28	10	13	33
Ty Clutterbuck	1986-88	38	11	5	27
Jim Byall	1981-82	20	6	11	23
Mike Garibaldi	1981-82	20	9	4	22
Justin Goepfert	1999-2002	28	7	5	19
Peter Angelokostopoulos	1995-96	14	8	3	19
James Hagedorn	2002-03	14	6	5	17
Keith Dasbach	1987-89	34	7	3	17
Andy Stanislo	1991-94	28	4	8	16
Kevin Clere	1991-92	14	6	4	16
Kevin Konrad	1981	10	6	4	16
Elliot Wheeler	2001-03	14	6	3	15
Norm Sinreich	1982-83	26	6	3	15

## ALL-TIME SWC GOALKEEPING LEADERS

PLAYER	YEARS	GAMES	RECORD	SHUTOUTS	GOALS	AVG.	SAVES	%
Jim Waters	1980-81	10	7-3-0	6	8	0.80	56	.875
Ryan Sylvester	2002	7	3-3-1	1	7	1.00	51	.879
Matt Waitkus	2001	7	2-5-0	2	7	1.00	50	.877
John Allen	1997-2000	26	13-8-5	7	36	1.33	192	.842
Justin Schaefer	1995	9	4-3-2	3	13	1.44	68	.840
George Theodore	1986, 88	16	7-7-2	7	24	1.50	128	.842
Peter Barnhart	1982-83	10	6-3-1	3	19	1.90	71	.789
Chris Foutz	1984-86	27	13-10-4	5	53	1.96	234	.815
Dan Papajcik	1996	7	3-2-2	0	14	2.00	40	.741
Andy Thompson	1987	12	4-6-1	1	25	2.08	94	.790
Andy DeCrane	1993-94	12	2-10-0	1	27	2.25	120	.816
Brett Tomoff	2002-05	12	4-7-1	4	28	2.33	105	.789
Mike Moore	1982-84	14	5-6-3	4	35	2.50	180	.837
Ryan Jeppe	1990-92	27	6-19-2	4	69	2.56	168	.709
Rob Jinnett	1989	11	4-6-1	1	37	3.36	70	.654

# season statistical leaders

## SEASON OFFENSIVE STATISTICS LEADERS

YEAR	GOALS	ASSISTS	POINTS
1970	Roman Rosul - 32	Roman Rosul - 8	Roman Rosul - 72
1971	Alex Rosul - 13	Hugh Phillis - 3	Alex Rosul - 28
1972	Mike Gabel - 19	Hugh Phillis - 8	Mike Gabel - 43
1973	Alex Rosul - 12	Mike Gabel - 7	Alex Rosul/Mike Gabel - 29
1974	Phil Zak - 10	John Plagens - 8	Phil Zak - 24
1975	Mike Pampush - 8	Chuck Pampush - 7	Mike Pampush - 17
1976	Chuck Pampush - 10	Jim Bell/Chuck Pampush/Gary Yanochko - 3	Chuck Pampush - 23
1977	José Montealegre - 8	Bob Bry - 5	José Montealegre - 16
1978	Dave Fink - 18	Larry Fussner - 11	Dave Fink - 39
1979	Larry Fussner - 18	Jeff Miller - 11	Larry Fussner - 40
1980	Emil Rosul - 18	Ron Hausmann - 7	Emil Rosul - 41
1981	Bill Steins - 12	Parke Whinery - 6	Bill Steins - 24
1982	Mike Garibaldi - 15	Jim Byall - 14	Mike Garibaldi - 36
1983	Norm Sinreich - 13	Dave Kysela - 10	Norm Sinreich - 31
1984	Steve Kretz/Trevor Stohr - 6	Paul Goebel/Chris Frank - 3	Steve Kretz - 14
1985	Brad Petzinger - 16	Steve Weixel - 10	Brad Petzinger - 39
1986	Brad Petzinger - 32	Brad Petzinger - 24	Brad Petzinger - 88
1987	Tyler Hall - 23	Mike Sunjevaric - 9	Tyler Hall - 53
1988	Ty Clutterbuck - 16	Ty Clutterbuck - 7	Ty Clutterbuck - 39
1989	John Allen - 9	John Nix - 5	John Allen - 22
1990	Taylor Haley - 20	Tom Jalics - 10	Taylor Haley - 48
1991	Taylor Haley - 31	Tom Jalics - 15	Taylor Haley - 68
1992	Taylor Haley - 24	Taylor Haley - 10	Taylor Haley - 58
1993	Andy Stanislo - 19	Kevin Fiala - 8	Andy Stanislo - 42
1994	Andy Stanislo - 14	Andy Stanislo - 6	Andy Stanislo - 34
1995	Steve Dobler - 12	Kevin Fiala - 20	Kevin Fiala - 38
1996	Tony Soric/Peter Angelokostopoulos - 21	Doug Harper - 16	Tony Soric - 54
1997	Tony Soric - 31	Ryan Burke - 11	Tony Soric - 70
1998	Tony Soric - 23	Tony Soric - 16	Tony Soric - 62
1999	Ryan Burke - 9	Ryan Burke - 9	Ryan Burke - 27
2000	Ryan Burke - 17	Ryan Burke - 14	Ryan Burke - 48
2001	Justin Goepfert - 12	Petry Carte - 6	Justin Goepfert - 28
2002	Elliot Wheeler - 16	Justin Goepfert - 12	Justin Goepfert - 36
2003	Elliot Wheeler - 20	Elliot Wheeler - 11	Elliot Wheeler - 51
2004	Jordan Gourash/Tim Molnar - 6	Tim Molnar/Wesley Davis - 5	Tim Molnar - 17
2005	Cory Weidner - 18	Wesley Davis - 20	Cory Weidner - 49
2006	Wesley Davis - 36	Michael Clifford - 21	Wesley Davis - 85
2007	Jon Huebner/Owen Lamb - 5	Barry Goepfert - 6	Owen Lamb - 15
2008	Ari Hajro - 17	Barry Goepfert/Andrew Stanton - 7	Ari Hajro - 35
2009	Matt Garibaldi - 7	Andrew Stanton - 16	Andrew Stanton - 20
2010	Zack Hutton - 10	Matt Garibaldi - 12	Matt Garibaldi - 28
2011	Connor Turk - 6	Mark Moskwa - 12	Mark Moskwa - 22
2012	Sutton Klodnick/Jacob Wischmeier - 6	Sutton Klodnick - 7	Sutton Klodnick - 19
2013	Sutton Klodnick - 12	Brett Scherzer - 12	Jacob Wischmeier - 33
2014	Jacob Wischmeier - 21	Sutton Klodnick - 11	Jacob Wischmeier - 52
2015	Jacob Wischmeier - 36	Jacob Wischmeier - 14	Jacob Wischmeier - 86

MOST POINTS SCORED, SEASON		
1.	88	Brad Petzinger, 1986
2.	86	Jacob Wischmeier, 2015
3.	85	Wesley Davis, 2006
4.	72	Roman Rosul, 1970
5.	70	Tony Soric, 1997
6.	68	Taylor Haley, 1991
7.	62	Tony Soric, 1998
8.	58	Taylor Haley, 1992
9.	54	Tony Soric, 1996
10.	53	Kevin Clere, 1992
		Tyler Hall, 1987
11.	52	Jacob Wischmeier, 2014
		Peter Angelokostopoulos, 1996
12.	51	Elliot Wheeler, 2003
13.	49	Cory Weidner, 2005
14.	48	Ryan Burke, 2000
		Taylor Haley, 1990
15.	43	Mike Gabel, 1972

**DID YOU KNOW...** In our 43 seasons, only 13 juniors have ever led the team in goals, 10 have led the team in assists and 12 were tops on the team in scoring. ... Three sophomores have led the team in goals. ... Only one freshman has ever led the team in assists - never in total points. ... We have had nine two-time goal leaders, eight two-time assist leaders and nine two-time points leaders. ... Twice, the same player has led the team in goals and in total points three years in a row - never in assists. ... Ten players have led the team in all three categories in the same season, including Ryan Burke who was the last player to lead the team in those three categories two years running.

## SEASON GOALKEEPING STATISTICS LEADERS

YEAR	WINS	GOALS ALLOWED AVG.	SAVES
1970	Bill Andres - 11	Bill Andres - 0.60	Bill Andres - 90
1971	Jeff Kaiser - 7	Jeff Kaiser - 1.10	Jeff Kaiser - 98
1972	John Darst - 10	John Darst - 0.90	John Darst - 115
1973	Dave Yanochko - 10	Dave Yanochko - 1.40	Dave Yanochko - 146
1974	John Brandt - 12	John Brandt - 0.56	John Brandt - 133
1975	John Brandt - 11	John Brandt - 0.56	John Brandt - 58
1976	Doug Brewer - 10	Doug Brewer - 0.71	Doug Brewer - 59
1977	Paul Rolland - 6	Paul Rolland - 1.40	Paul Rolland - 48
1978	Ed Harper - 6	Ed Harper - 1.25	Dale Budd - 70
1979	Dale Budd - 11	Dale Budd - 2.60	Dale Budd - 135
1980	Jim Waters - 10	Jim Waters - 1.10	Jim Waters - 101
1981	Jim Waters - 13	Jim Waters - 1.15	Jim Waters - 152
1982	Peter Barnhart - 9	Peter Barnhart - 1.35	Peter Barnhart - 87
1983	Mike Moore - 5	Dave Harris - 1.29	Mike Moore - 175
1984	Chris Foutz - 4	Mike Moore - 1.90	Chris Foutz - 143
1985	Chris Foutz - 12	Chris Foutz - 1.26	Chris Foutz - 150
1986	Chris Foutz - 9	Chris Foutz - 1.38	Chris Foutz - 78
1987	Andy Thompson - 9	Andy Thompson - 1.70	Andy Thompson - 134
1988	George Theodore - 10	George Theodore - 1.33	George Theodore - 191
1989	Rob Jinnett - 6	Rob Jinnett - 2.21	Rob Jinnett - 107
1990	Ryan Jeppe - 6	Ryan Jeppe - 2.79	Ryan Jeppe - 107
1991	Ryan Jeppe - 9	Ryan Jeppe 1.50	Ryan Jeppe - 175
1992	Ryan Jeppe - 11	Ryan Jeppe - 0.50	Ryan Jeppe - 90
1993	Andy DeCrane - 4	Andy DeCrane - 1.70	Andy DeCrane - 138
1994	Andy DeCrane - 8	Andy DeCrane - 1.33	Andy DeCrane - 89
1995	Justin Schaefer - 13	Justin Schaefer - 0.89	Justin Schaefer - 78
1996	Dan Papajcjk - 12	Dan Papajcjk - 1.00	Dan Papajcjk - 84
1997	John Allen - 7	John Allen - 1.68	John Allen - 100
1998	John Allen - 11	John Allen - 1.17	John Allen - 86
1999	John Allen - 10	John Allen - 1.50	John Allen - 124
2000	John Allen - 13	John Allen - 0.88	John Allen - 81
2001	Matt Waitkus - 7	Matt Waitkus - 1.01	Matt Waitkus - 69
2002	Ryan Sylvester - 10	Ryan Sylvester - 1.11	Ryan Sylvester - 99
2003	Brett Tomoff - 6	Brett Tomoff - 1.70	Brett Tomoff - 72
2004	Brett Tomoff - 7	Brett Tomoff - 1.88	Brett Tomoff - 109
2005	Brett Tomoff - 12	Brett Tomoff - 1.16	Brett Tomoff - 79
2006	Andrew Pease - 13	Andrew Pease - 1.00	Andrew Pease - 89
2007	David Rea - 6	Michael Kenny - 2.14	David Rea - 113
2008	Michael Kenny - 8	Michael Kenny - 1.50	Michael Kenny - 72
2009	Ian Taylor - 7	Ian Taylor - 1.32	Ian Taylor - 100
2010	Ian Taylor - 12	Ian Taylor - 1.00	Ian Taylor - 126
2011	Dominic Liva - 8	Dominic Liva - 1.61	Dominic Liva - 84
2012	Dominic Liva - 8	Dominic Liva - 2.00	Dominic Liva - 71
2013	Dominic Liva - 14	Dominic Liva - 0.53	Dominic Liva - 67
2014	Mark Hoelzer - 11	Mark Hoelzer - 1.00	Mark Hoelzer - 71
2015	Mark Hoelzer - 14	Mark Hoelzer - 0.95	Mark Hoelzer - 85



Only three boys in the history of our program have scored 50 points or more in back-to-back seasons: Jacob Wischmeier did it this year and last; Tony Soric did it in 1997-98; and Taylor Haley did it in 1991-92. Wischmeier scored 138 points in his two, while Soric scored 132 and Haley scored 126. Just another numerical example of how special Wischmeier's RRHS soccer career was.

**DID YOU KNOW...** Only five sophomore keepers in school history have led the team in saves. ... It hasn't been that usual for two keepers to split time over the course of a season without injuries playing a part. In only three seasons did we have more than one player on the leaders chart. ... Two keepers have recorded more than ten wins in different seasons. ... Five goalies have recorded more than 100 saves in different seasons. ... Pirate goalies have logged 20 seasons with a goals against average lower than 1.25, and that's split up among 17 guys - three of whom did it twice.


# goalscoring breakdown & the riverwood cup

Here is an in-depth analysis of the goals scored by Jacob Wischmeier during this, his record-tying season:

Head	5	Off of corner kicks	3
Left foot	6	Off of throw ins	3
Right foot	19	From free kicks	2
		From open play	27
Game-winners	9	Penalty kicks	1
Gave us a 1-0 lead	13		

In case you're wondering who supplied him with the most passes that led directly to goals, here's his assist list:

Duncan	7
Goepfert	4
Hrdlicka	4
Keeling	4
Moore	3
Kern	2
Jonah Wischmeier	2
Michael Konrad	1
Zach Konrad	1
Unassisted	8



Now that he's in 3<sup>rd</sup> place on the all-time goals scored list with 73, if we look at all of his goals, here's the list of his most victimized opponents:

Lutheran West	8	Avon	3
Buckeye	7	Riverside	3
Fairview	6	Bay	2
Padua	6	Brooklyn	2
Holy Name	5	Midview	2
Lakewood	5	North Ridgeville	2
Parma	5	Vermilion	2
Elyria Catholic	4	Firelands	1
West Geauga	4	NDCL	1
Valley Forge	4	Olmsted Falls	1


## the riverwood cup

The Rocky River High School and Lakewood High School boys soccer teams have a rich history of entertaining and competitive matches dating back 40 years. The teams played yearly from 1975 until 1987, but then never took the field together until 2010, in anticipation of the Rangers joining the Pirates in the West Shore Conference in 2011. Leading up to the 2015 encounter, they played each other each of the past five seasons and River holds the overall series advantage through 16 meetings with 12 wins, 3 losses and 1 draw.

With the Pirates moving into the Great Lakes Conference and the Rangers joining the Southwestern Conference before this school year began, and given the two coaching staffs' mutual respect for one another, it seemed natural to create a trophy that would make things a little bit more interesting when the sides meet in future seasons. In years to come, this match should be a great playoff warm-up for all the boys and the winner will get to keep the handsome Riverwood Cup trophy at least until the two sides meet in 2016. If tonight's match should end in a tie, that's what will show in the record books, but the trophy will go to the team that wins a penalty kick shootout that will take place immediately after the final whistle.

Lakewood came into this year's match with a record of 8-3-4, riding a four-match unbeaten string, and the Purple and Gold was set as the number-three seed in its Division I district. Rocky River was 11-3-1, hadn't lost in its last nine games and the Maroon and White would be the number-two seed in its Division II district. That night, the Pirates busted out an old all-white long-sleeved kit that was River's home kit during the 1994-97 era.

The visitors had more of the ball for the first 20 minutes of the match, but Jacob Wischmeier scored the first of his three goals on the night off a through ball from Kyle Moore to open the scoring in the 26<sup>th</sup> minute. Eight minutes later, Liam Duncan cleaned up some trash to make it 2-0 and a Bryan Kern goal two minutes after that came after he pounced on a rebound of a Wischmeier shot. In the end, the 5-0 River victory was maybe not as easy as one might think, but it was a good, fair game and we get to keep the Cup for at least the next year.



# goalscoring statistics

## MOST GOALS, CAREER

1.	83	Taylor Haley, 1989-92
2.	81	Tony Soric, 1995-98
3.	73	Jacob Wischmeier, 2012-15
3.	54	Wesley Davis, 2004-06
4.	51	Brad Petzinger, 1984-86
5.	42	Roman Rosul, 1968-70
6.	41	Elliot Wheeler, 2001-03
7.	40	Andy Stanislo, 1991-94
8.	39	Sutton Klodnick, 2011-14
		Alex Rosul, 1970-73
9.	38	Tyler Hall, 1986-87
10.	36	Kevin Clere, 1991-92
11.	34	Mike Gabel, 1970-73
12.	33	Ryan Burke, 1997-2000
13.	30	Justin Goepfert, 1999-2002

## MOST GOALS, SEASON

1.	36	Jacob Wischmeier, 2015
		Wesley Davis, 2006
2.	32	Brad Petzinger, 1986
		Roman Rosul, 1970
3.	31	Tony Soric, 1997
		Taylor Haley, 1991
4.	24	Taylor Haley, 1992
5.	23	Tony Soric, 1998
		Tyler Hall, 1987
6.	21	Jacob Wischmeier, 2014
		Peter Angelokostopoulos, 1996
		Tony Soric, 1996
		Kevin Clere, 1992
7.	20	Elliot Wheeler, 2003
		Taylor Haley, 1990
8.	19	Andy Stanislo, 1993
		Mike Gabel, 1972
9.	18	Cory Weidner, 2005
		Emil Rosul, 1980
		Larry Fussner, 1979
		Dave Fink, 1978
10.	17	Ari Hajro, 2008
		Ryan Burke, 2000
		Alex Tsirambidis, 1980

## LONGEST GOAL-SCORING STREAK

1.	11	Roman Rosul, 1970 (32 goals scored)
2.	10	Wesley Davis, 2006 (19)
3.	9	Brad Petzinger, 1986 (15)
4.	8	Cory Weidner, 2005 (13)
5.	7	Jacob Wischmeier, 2015 (17)
		Taylor Haley, 1992 (16)
		Ty Clutterbuck, 1988 (8)
		Alex Rosul, 1972-73 (17)
6.	6	Jacob Wischmeier, 2013 (6)
		Tony Soric, 1998 (12)
		Peter Angelokostopoulos, 1996 (10)
		Dave Fink, 1978 (9)
7.	5	Elliot Wheeler, 2003 (9)
		Ryan Burke, 2000 (8)
		Tony Soric, 1997 (13)
		Tony Soric, 1996 (10)
		Taylor Haley, 1991 (12)
		Taylor Haley, 1990 (10)
		Mike Sunjevaric, 1986 (8)
		Norm Sinreich, 1984 (8)
		Alex Rosul, 1973 (9)

## MOST MULTI-GOAL GAMES, CAREER

1.	24	Tony Soric, 1995-98
		Taylor Haley, 1989-92
2.	18	Brad Petzinger, 1984-86
3.	14	Jacob Wischmeier, 2012-15
4.	14	Wesley Davis, 2004-06
5.	11	Elliot Wheeler, 2001-03
		Kevin Clere, 1991-92
		Alex Rosul, 1971-73
6.	10	Ryan Burke, 1997-2000
		Andy Stanislo, 1991-94
		Tyler Hall, 1986-87
7.	9	Larry Fussner, 1978-79
		Bryce Sylvester, 2000-03

## MOST MULTI-GOAL GAMES, SEASON

1.	12	Brad Petzinger, 1986
2.	10	Wesley Davis, 2006
3.	9	Jacob Wischmeier, 2015
		Tony Soric, 1997
		Taylor Haley, 1991
4.	8	Taylor Haley, 1990
		Tyler Hall, 1987
		Roman Rosul, 1970
5.	7	Elliot Wheeler, 2003
		Tony Soric, 1998
		Tony Soric, 1996
		Kevin Clere, 1992
		Alex Rosul, 1972
6.	6	Jacob Wischmeier, 2014
		Colin Mooney, 2006
		Cory Weidner, 2005
		Bryce Sylvester, 2003
		Brad Petzinger, 1985
		Larry Fussner, 1979

## MOST FIVE-GOAL GAMES, CAREER

1.	1	Jacob Wischmeier, 2012-15
		Craig Holmes, 1996-98
		Taylor Haley, 1989-92
		Emil Rosul, 1978-80
		Roman Rosul, 1970

## MOST FOUR-GOAL GAMES, CAREER

1.	5	Taylor Haley, 1989-92
2.	3	Jacob Wischmeier, 2012-15
		Wesley Davis, 2004-06
		Tony Soric, 1995-98
3.	2	Andy Stanislo, 1991-94
4.	1	5 players tied - most recently
		Cory Weidner, 2005

## MOST THREE-GOAL GAMES, CAREER

1.	5	Jacob Wischmeier, 2012-15
		Tyler Hall, 1986-87
		Larry Fussner, 1978-79
2.	4	Elliot Wheeler, 2001-03
		Kevin Clere, 1991-92
		Taylor Haley, 1989-92
		Roman Rosul, 1970
3.	3	Wesley Davis, 2004-06
		Justin Goepfert, 1999-2002
		Tony Soric, 1995-98
		Peter Angelokostopoulos, 1994-96
4.	2	6 players tied - including
		Sutton Klodnick, 2011-14
5.	1	24 players tied

## MOST TWO-GOAL GAMES, CAREER

1.	18	Tony Soric, 1995-98
2.	16	Brad Petzinger, 1984-86
3.	14	Taylor Haley, 1989-92
4.	9	Alex Rosul, 1971-73
		Bryce Sylvester, 2000-03
5.	8	Wesley Davis, 2004-06
		Ryan Burke, 1997-2000
6.	7	Elliot Wheeler, 2001-03
7.	6	3 players tied
8.	5	8 players tied
9.	4	5 players tied
10.	3	9 players tied

## THE PIRATES' ALL-TIME LEADING SCORERS

PLAYER	YEARS	GOALS	ASSISTS	POINTS
Tony Soric	1995-98	81	39	201
Taylor Haley	1989-92	83	27	193
Jacob Wischmeier	2012-15	73	37	173
Wesley Davis	2004-06	54	38	146
Brad Petzinger	1984-86	51	33	135
Ryan Burke	1997-2000	33	45	111
Sutton Klodnick	2011-14	39	26	104
Andy Stanislo	1991-94	40	24	104
Elliot Wheeler	2001-03	41	18	100
Roman Rosul	1968-70	42	16	100
Alex Rosul	1970-73	39	15	93
Kevin Clere	1991-92	36	20	92
Tyler Hall	1985-87	38	15	91
Mike Gabel	1970-73	34	17	85
Justin Goepfert	1999-2002	30	23	83
Liam Duncan	2012-15	24	32	80
Mike Sunjevaric	1985-87	26	24	76
Larry Fussner	1978-79	28	15	71
Craig Holmes	1996-98	24	16	64
Kevin Fiala	1993-95	15	34	64
Alex Tsirambidis	1979-80	27	9	63
Bryce Sylvester	2000-03	25	11	61
Cory Weidner	2003-05	21	18	60
Peter Angelokostopoulos	1995-96	25	10	60
Colin Mooney	2004-06	21	15	57
Emil Rosul	1977-80	24	9	57
Mike Pampush	1972-74	23	9	55
Dave Fink	1977-78	23	5	51
John McClain	1968-70	22	5	49
Mike Garibaldi	1981-82	20	8	48
Tim Molnar	2004-05	15	17	47
Ty Clutterbuck	1987-88	19	8	46



# assist statistics

## MOST ASSISTS, CAREER

1.	45	Ryan Burke, 1997-2000
2.	39	Tony Soric, 1995-98
3.	38	Wesley Davis, 2004-06
4.	37	<b>Jacob Wischmeier, 2012-15</b>
5.	34	Kevin Fiala, 1993-95
6.	33	Brad Petzinger, 1984-86
7.	32	<b>Liam Duncan, 2012-15</b>
8.	27	Taylor Haley, 1989-1992
9.	26	Sutton Klodnick, 2011-14
10.	25	Tom Jalics, 1990-91
11.	24	Barry Goepfert, 2006-08 Andy Stanislo, 1991-94 Mike Sunjevaric, 1985-87
12.	23	Andrew Stanton, 2007-09 Justin Goepfert, 1999-2002
13.	22	Michael Clifford, 2005-06
14.	21	Doug Harper, 1993-95
15.	20	Kevin Clere, 1991-92

## MOST ASSISTS, SEASON

1.	24	Brad Petzinger, 1986
2.	21	Michael Clifford, 2006
3.	20	Wesley Davis, 2005 Kevin Fiala, 1995
4.	16	Andrew Stanton, 2009 Doug Harper, 1996 Tony Soric, 1998
5.	15	Tom Jalics, 1991
6.	14	<b>Jacob Wischmeier, 2015</b> Ryan Burke, 2000 Andy Stanislo, 1993 Mike Sunjevaric, 1986 Jim Byall, 1982
7.	13	<b>Liam Duncan, 2015</b> Wesley Davis, 2006 Cory Weidner, 2005
8.	12	Brett Scherzer, 2013 Mark Moskwa, 2011 Matt Garibaldi, 2010 Tim Molnar, 2005 Justin Goepfert, 2002 Tony Soric, 1996
9.	11	Sutton Klodnick, 2014 Trent Newby, 2013 Jacob Wischmeier, 2013 Barry Goepfert, 2006 Elliot Wheeler, 2003 Ryan Burke, 1998 Ryan Burke, 1997 Kevin Clere, 1992 Taylor Haley, 1992 Larry Fussner, 1978
10.	10	<b>Kyle Moore, 2015</b> Jacob Wischmeier, 2014 Colin Mooney, 2006 James Hagedorn, 2003 Peter Angelokostopoulos, 1996 Taylor Haley, 1991 John Berry, 1992 Taylor Haley, 1990 Steve Weixel, 1985 Dave Kysela, 1983

## LONGEST ASSIST STREAK

1.	6	Ryan Burke, 2000 (9 assists)
2.	5	Wesley Davis, 2006 (6) Kevin Fiala, 1995 (9)
3.	4	Jacob Wischmeier, 2013 (5) Brad Petzinger, 1986 (5) Michael Clifford, 2006 (8) <b>Jacob Wischmeier, 2015 (4)</b> <b>Dylan Keeling, 2015 (4)</b> <b>Kyle Moore, 2015 (3)</b> <b>Bryan Kern, 2015 (3)</b> Jacob Wischmeier, 2014 (5) Trent Newby, 2013 (5) Brett Scherzer, 2013 (6) Brett Scherzer, 2013 (3) Matt Garibaldi, 2010 (4) Kyle Lamb, 2010 (3) Mark Moskwa, 2010 (3) Barry Goepfert, 2008 (3) Michael Clifford, 2006 (3) Wesley Davis, 2005 (5) Tom Jalics, 1991 (5) Mike Sunjevaric, 1986 (5)
4.	3	

## MOST MULTI-ASSIST GAMES, CAREER

1.	11	Tony Soric, 1995-98
2.	10	Brad Petzinger, 1984-86
3.	8	Wesley Davis, 2004-06 Ryan Burke, 1997-2000
4.	7	<b>Jacob Wischmeier, 2012-15</b> Michael Clifford, 2005-06 Kevin Fiala, 1993-95 Tom Jalics, 1990-91 Taylor Haley, 1989-92 Mike Sunjevaric, 1985-87 Sutton Klodnick, 2011-14 Andrew Stanton, 2007-09 Tim Molnar, 2004-05 James Hagedorn, 2002-03 Petry Carte, 1999-2002 Doug Harper, 1993-95 Kevin Clere, 1991-92 Jim Byall, 1981-82
5.	6	<b>Liam Duncan, 2012-15</b> Trent Newby, 2011-13 Mark Moskwa, 2009-11 Matt Garibaldi, 2009-10 Barry Goepfert, 2006-08 Andy Stanislo, 1991-94
6.	5	
7.	4	
8.	3	<b>6 players tied - most recently</b> <b>Kyle Moore, 2013-15</b> <b>Dylan Keeling, 2014-present</b>
9.	2	<b>22 players tied - most recently</b> <b>Matt Goepfert, 2013-15</b>
10.	1	<b>49 players tied - most recently</b> <b>Bryan Kern, 2015-present</b>

## MOST MULTI-ASSIST GAMES, SEASON

1.	7	Michael Clifford, 2006
2.	6	Brad Petzinger, 1986 Wesley Davis, 2005 Tony Soric, 1998
3.	5	Doug Harper, 1996 Kevin Fiala, 1995
4.	4	10 players tied, most recently Mark Moskwa, 2011 Matt Garibaldi, 2010 Andrew Stanton, 2009 Tim Molnar, 2005 James Hagedorn, 2003
5.	3	14 players tied - most recently Sutton Klodnick, 2014 Jacob Wischmeier, 2014

## MOST FOUR-ASSIST GAMES, CAREER

1.	1	Liam Duncan, 2012-15 Kevin Fiala, 1993-95 Andy Stanislo, 1991-94 Kevin Clere, 1991-92 Tom Jalics, 1990-91 Mike Sunjevaric, 1985-87 Brad Petzinger, 1984-86 Alex Rosul, 1970-73
----	---	---

## MOST THREE-ASSIST GAMES, CAREER

1.	3	Wesley Davis, 2004-06
2.	2	Brett Scherzer, 2011-14 Andrew Stanton, 2007-09 Michael Clifford, 2005-06 Kevin Clere, 1991-92 Tom Jalics, 1990-91
3.	1	<b>Liam Duncan, 2012-15</b> <b>Jacob Wischmeier, 2012-15</b> <b>Matt Goepfert, 2013-15</b> <b>Dylan Keeling, 2014-present</b> Trent Newby, 2011-2013 Sutton Klodnick, 2011-2014 Andrew Triplett, 2008-09 Danny Goepfert, 2003-05 James Hagedorn, 2002-03 Petry Carte, 1999-2002 David Wacker, 1997-99 Tony Soric, 1995-98 Kevin Fiala, 1993-95 John Berry, 1991-92 Will Rankin, 1989-91 David Casselberry, 1991-92 Jim Byall, 1981-82 Mark Fertig, 1980-81 Kevin Konrad, 1980-81 Larry Fussner, 1978-79 John Plagens, 1973-74 Lars Vatten, 1968-70

## MOST TWO-ASSIST GAMES, CAREER

1.	6	Ryan Burke, 1997-2000 Tony Soric, 1995-98
2.	5	Michael Clifford, 2005-06 Wesley Davis, 2004-06 Kevin Fiala, 1993-95 Tom Jalics, 1990-91 Brad Petzinger, 1984-86
3.	4	<b>Jacob Wischmeier, 2012-15</b> Mark Moskwa, 2009-11 Matt Garibaldi, 2009-10 Taylor Haley, 1989-92 Mike Sunjevaric, 1985-87 Trent Newby, 2011-13 Andrew Stanton, 2007-09 Justin Goepfert, 1999-2002 Doug Harper, 1993-95 Alex Rosul, 1971-73
4.	3	
5.	2	<b>23 players tied - most recently</b> <b>Liam Duncan, 2012-15</b> <b>Kyle Moore, 2013-15</b> <b>Dylan Keeling, 2014-present</b>
6.	1	<b>30 players tied - most recently</b> <b>Matt Goepfert, 2013-15</b>



# goalkeeping statistics

## MOST VICTORIES, CAREER

1.	41	John Allen, 1997-2000
2.	29	Dominic Liva, 2011-13
3.	<b>26</b>	<b>Mark Hoelzer, 2012-15</b> Ryan Jeppe, 1990-92
4.	25	Brett Tomoff, 2002-05 Jim Waters, 1979-81
5.	23	Chris Foutz, 1984-86
6.	19	Ian Taylor, 2008-10
7.	16	Justin Schaefer, 1994-95
8.	15	George Theodore, 1986-88 John Brandt, 1973-75
9.	14	Dale Budd, 1977-79
10.	13	Andrew Pease, 2004-06 Ryan Sylvester, 2001-02
11.	12	Dan Papajcik, 1995-96 Andy DeCrane, 1993-94

## LOWEST GOALS AGAINST AVERAGE, SEASON

1.	0.50	Ryan Jeppe, 1992
2.	0.53	Dominic Liva, 2013
3.	0.56	John Brandt, 1975 John Brandt, 1974
4.	0.60	Bill Andres, 1970
5.	0.71	Doug Brewer, 1976
6.	0.88	John Allen, 2000
7.	0.89	Brett Tomoff, 2005 Justin Schaefer, 1995
8.	<b>0.95</b>	<b>Mark Hoelzer, 2015</b>
9.	1.00	Mark Hoelzer, 2014 Ian Taylor, 2010
10.	1.01	Andrew Pease, 2006 Dan Papajcik, 1996 Matt Waitkus, 2001

## MOST SHUTOUTS, CAREER

1.	22	John Allen, 1997-2000
2.	20	Dominic Liva, 2011-13
3.	18	Jim Waters, 1979-81
4.	17	John Brandt, 1973-75
5.	<b>16</b>	<b>Mark Hoelzer, 2012-15</b> Ian Taylor, 2008-10
6.	15	Brett Tomoff, 2002-05 Ryan Jeppe, 1990-92
7.	12	George Theodore, 1986-88
8.	10	Andy DeCrane, 1993-94
9.	9	Andrew Pease, 2004-06 Chris Foutz, 1984-86
10.	8	Dale Budd, 1977-79 Doug Brewer, 1974-76
11.	7	Michael Kenny, 2007-08 Mike Moore, 1982-84

## BEST WINNING %, CAREER (min. 10 decisions)

1.	.769 (10-1-2)	John Darst, 1971-72
	.769 (10-1-2)	Dave Yanochko, 1972-73
2.	.700 (7-1-2)	Jeff Kaiser, 1970-71
3.	.684 (13-3-3)	Andrew Pease, 2004-06
4.	.667 (16-5-3)	Justin Schaefer, 1993-95
5.	.650 (13-5-2)	Ryan Sylvester, 2001-02
6.	.625 (15-7-2)	John Brandt, 1973-75
7.	<b>.619 (26-7-5)</b>	<b>Mark Hoelzer, 2012-15</b>
8.	.603 (41-13-14)	John Allen, 1997-2000
9.	.600 (24-8-8)	Jim Waters, 1979-81
10.	.590 (23-11-5)	Chris Foutz, 1984-86

## FEWEST GOALS AGAINST, CAREER (min. 25 games)

1.	21	John Brandt, 1973-75 (24 games)
2.	26	Ryan Sylvester, 2001-02 (24) Pete Barnhart, 1981-82 (26)
3.	28	Justin Schaefer, 1994-95 (26)
4.	34	George Theodore, 1986-88 (30)
5.	<b>36</b>	<b>Mark Hoelzer, 2012-15 (42)</b> Michael Kenny, 2007-08 (21)
6.	44	Andy DeCrane, 1993-94 (30)
7.	45	Jim Waters, 1979-81 (44)
8.	49	Mike Moore, 1982-84 (31)
9.	50	Ian Taylor, 2008-10 (43)
10.	65	Dale Budd, 1977-79 (33)

## MOST SHUTOUTS, SEASON

1.	12	Dominic Liva, 2013
2.	11	Jim Waters, 1981
3.	10	Ian Taylor, 2010 John Allen, 1999
4.	9	Ryan Jeppe, 1992 George Theodore, 1988 John Brandt, 1974
5.	8	Mark Hoelzer, 2014 Andrew Pease, 2006 Dale Budd, 1979 Doug Brewer, 1976
6.	<b>7</b>	<b>Mark Hoelzer, 2015</b> John Allen, 2000 Jim Waters, 1980 John Brandt, 1975

## BEST GOALS ALLOWED AVERAGE, CAREER


1.	0.62	John Brandt, 1973-75
2.	0.79	Andrew Pease, 2004-06
3.	<b>0.86</b>	<b>Mark Hoelzer, 2012-15</b>
4.	1.00	Pete Barnhart, 1981-82
5.	1.02	Jim Waters, 1979-81
6.	1.07	Justin Schaefer, 1994-95
7.	1.09	Ryan Sylvester, 2002-03
8.	1.13	George Theodore, 1986-88
9.	1.28	Ian Taylor, 2008-10
10.	1.29	Brett Tomoff, 2002-05
11.	1.30	John Allen, 1997-2000
12.	1.46	Dominic Liva, 2010-13 Andy DeCrane, 1993-94
13.	1.58	Mike Moore, 1982-84

## FEWEST GOALS AGAINST, SEASON (min. 15 games)

1.	9	Dominic Liva, 2013 (17 games) Ryan Jeppe, 1992 (18) John Brandt, 1975 (16) John Brandt, 1974 (16)
2.	11	Doug Brewer, 1976 (17)
3.	15	John Allen, 2000 (17)
4.	16	Matt Waitkus, 2014 (17)
5.	17	Brett Tomoff, 2005 (19) Justin Schaefer, 1995 (17)
6.	<b>18</b>	<b>Mark Hoelzer, 2015 (19)</b> Mark Hoelzer, 2014 (18) Ed Harper, 1977 (17)
7.	19	Ryan Sylvester, 2002 (17) Dan Papajcik, 1996 (19) Jim Waters, 1980 (17)
8.	21	John Allen, 1998 (18)
9.	22	Paul Rolland, 1973 (15)
10.	23	Jim Waters, 1981 (22)

## MOST CONSECUTIVE SHUTOUTS

1.	8	Dominic Liva, 2013
2.	5	John Allen, 1999
3.	4	Ian Taylor, 2010 Michael Kenny, 2008 John Allen, 1999 John Allen, 1998 Ryan Jeppe, 1992 Jim Waters, 1980 Doug Brewer, 1976
4.	3	Mark Hoelzer, 2014 (2x) Dominic Liva, 2012 Dominic Liva, 2011 Ian Taylor, 2009



In addition to being ranked highly in nearly every single career and season goalkeeping statistical category, senior co-captain Mark Hoelzer scored a screamer of a goal at Lutheran West this season. He is the only starting goalkeeper to have ever taken the field and accomplished that feat during Coach Zerbey's tenure in charge, and possibly the only Pirate goalie to ever do it. Nowhere in our annals does it mention any goalkeeper scoring directly from his position, nor are any keepers listed as having scored while out in the field, but such a feat could have fallen through the cracks. Nevertheless, we're going with Mark being the only goalie to ever do it!



# goalkeeping statistics

## HIGHEST SAVE %, CAREER (min. 125 shots faced)

1.	.931	John Brandt, 1973-75
2.	.930	John Darst, 1971-72
3.	.910	Jeff Kaiser, 1970-71
4.	.890	Dave Yanochko, 1972-73
5.	.865	George Theodore, 1986-88
6.	.855	Mike Moore, 1982-84
7.	.850	Jim Waters, 1979-81
8.	.838	Andy DeCrane, 1993-94
9.	.832	Ryan Sylvester, 2002-03
10.	.831	Andrew Pease, 2004-06
11.	.830	Ian Taylor, 2008-10
12.	.829	Chris Foutz, 1984-86
13.	.818	Justin Schaefer, 1993-95
14.	.816	Mark Hoelzer, 2012-15
15.	.807	Andy Thompson, 1987

## HIGHEST SAVE %, SEASON (min. 75 shots faced)

1.	.937	John Brandt, 1975
2.	.928	John Darst, 1972
3.	.918	Bill Andres, 1970
4.	.909	Ryan Jeppe, 1992
5.	.907	Jeff Kaiser, 1971
6.	.900	Dave Harris, 1983
7.	.890	Dave Yanochko, 1973
8.	.882	Dominic Liva, 2013
9.	.872	George Theodore, 1988
10.	.869	Ian Taylor, 2010
		Jim Waters, 1981
11.	.866	Doug Brewer, 1976
		John Brandt, 1974
12.	.859	Mike Moore, 1984
13.	.852	Andy DeCrane, 1994
14.	.843	John Allen, 2000
15.	.842	Jim Waters, 1980

## MOST SAVES, CAREER

1.	391	John Allen, 1997-2000
2.	372	Ryan Jeppe, 1990-92
3.	371	Chris Foutz, 1984-86
4.	308	John Brandt, 1973-75
5.	289	Mike Moore, 1982-84
6.	264	Brett Tomoff, 2002-05
7.	255	Jim Waters, 1979-81
8.	244	Ian Taylor, 2008-10
9.	218	George Theodore, 1986-88
10.	216	Dominic Liva, 2010-13

## MOST SAVES, SEASON

1.	191	George Theodore, 1988
2.	175	Ryan Jeppe, 1991
		Mike Moore, 1983
3.	152	Jim Waters, 1981
4.	150	Chris Foutz, 1985
5.	146	Dave Yanochko, 1973
6.	143	Chris Foutz, 1984
7.	138	Andy DeCrane, 1993
8.	135	Dale Budd, 1979
9.	134	Andy Thompson, 1987
10.	133	John Brandt, 1975

## MOST SAVES, GAME

1.	26	Mike Moore, @ North Olmsted, 1983
2.	23	Jeff Kaiser, v Bay, 1971
3.	21	John Darst, @ Euclid, 1972
4.	18	David Rea, @ Wellington, 2007
		Dan Papajcik, @ North Olmsted, 1996
		Andy DeCrane, v Avon Lake, 1993
		Andy Thompson, @ North Olmsted, 1987
		John Brandt, v Chagrin Falls, 1975;
		v North Royalton, 1974
5.	17	Chris Foutz, @ Bay, 1986;
		v St. Ignatius, 1986
		Jim Waters, v University School, 1981
		Dale Budd, @ Bay, 1978



Ryan Jeppe started every game in goal throughout the 1990-92 seasons, a streak of 58 games. He holds the school record for lowest single-season goals against average at 0.50, attained when he allowed nine goals in 18 games his senior year. He's also in the top ten in seven other statistical categories.

## the father & son club

It speaks not only to the quality of our community but also to the history that our program has and the allure of "The World's Game" that we have had so many fathers and their sons wear the Maroon & White. There's just something about Rocky River that makes its high school graduates want to stay here in town and there's something wonderful about our sport that makes fathers want their sons to follow in their footsteps. Below left is a photo of this year's group, bookended by Coach Gillespie at left and Coach Zerbay at right. Below right is the complete list of RRHSBS fathers and sons, along with the players' graduation years and the families' combined scoring stats:



### FATHER

Tom Hoffman ('70)  
 \*Tim Rickard ('70)  
 Ken Burney ('71)  
 \*Jim Moran ('72)  
 Rob Davis ('73)  
 Tom Preslan ('74)  
 \*Dan Gourash ('76)  
 John Brandt ('76)  
 \*Pat Burke ('77)  
 Jeff Stohr ('81)  
 Mike Garibaldi ('83)  
 Brent Wilhelmy ('83)  
 \*Mike Moore ('85)  
 \*Tom Goepfert ('77)  
 Kevin Konrad ('82)  
 Dave Konrad ('86)

### SON(S)

Jesse ('10)  
 Allen ('98) & David ('00)  
 Jeff ('03)  
 J.P. ('96)  
 Ryan ('03) & Jeff ('05)  
 Lee ('04)  
 Jordan ('05)  
 Axel ('06)  
 Ryan ('01) & Kevin ('03)  
 Tyler ('13) & Travis ('15)  
 Matt ('10)  
 Mason ('13)  
 Kyle ('16)  
 Matt ('16)  
 Michael ('18)  
 Zach ('18)

### COMBINED STATS

25 games, 2 goals, 0 assists  
 73 games, 4 goals, 8 assists  
 21 games, 1 goal, 1 assist  
 51 games, 5 goals, 10 assists  
 78 games, 8 goals, 8 assists  
 31 games, 0 goals, 0 assists, 2 shutouts  
 89 games, 19 goals, 8 assists  
 58 games, 2 goals, 1 assist, 17 shutouts  
 143 games, 35 goals, 46 assists  
 59 games, 2 goals, 1 assist  
 79 games, 35 goals, 20 assists  
 29 games, 0 goals, 1 assists  
 74 games, 3 goals, 14 assists, 7 shutouts  
 33 games, 3 goals, 8 assists  
 71 games, 11 goals, 15 assists  
 66 games, 7 goals, 11 assists

\* - Indicates the former letterwinner is also a member of the "father & daughter club," which Dave Konrad should also join in the next few years.

# all-time playoff results & records

YEAR	SCORE	OPPONENT	GOALSCORERS	YEAR	SCORE	OPPONENT	GOALSCORERS
2015	D 2-2	v Bay	Ducna, Wischmeier [L 3-5 on penalty kicks]	1979	L 1-2	Eastlake North	Fussner
	W 3-0	Padua	Goepfert, Keeling, Wischmeier		W 4-0	Shaker Heights	Fussner 3, E. Rosul
	W 6-2	Holy Name	Duncan 2, Wischmeier, Kern, Goepfert, Moore		W 4-0	Hawken	Fussner 3, E. Rosul
2014	L 0-2	@ Bay		1978	L 1-2	Bay	Fussner
	W 4-1	Buckeye	Wischmeier 3, Su. Klodnick		W 4-1	Lakewood	Fussner 2, Fink, Anderson
	W 4-0	Brooklyn	Wischmeier 2,		W 4-1	@ Shaker Heights	Fussner 2, Fink, Plagens
2013	L 0-2	@ Bay		1977	L 1-3	@ Bay	Kuhn
	W 4-0	Buckeye	Su. Klodnick 3, Wischmeier	1976	L 0-1	West Tech	
	W 2-0	Fairview	Wischmeier, Su. Klodnick		W 4-1	John F. Rhodes	Bell 3, C. Pampush
2012	L 0-4	@ Bay		1975	L 0-1	John Marshall	
	W 4-3	Firelands	Duncan, Wischmeier, Smith, T. Newby		W 1-0	@ Bay	C. Pampush
2011	L 2-3 ot	@ Bay	Sp. Klodnick, Siwkiewicz	1974	L 0-1	West Tech	
	W 5-0	Firelands	Sp. Klodnick 2, Turk, O'Halla, Cannon		W 3-0	John Marshall	Ruppert, Burton
2010	L 1-4	@ Elyria Catholic	Moskwa	1973	L 0-3	Brecksville	
	W 1-0	@ Avon	Lamb				
	W 5-0	Fairview	Moskwa 2, Lamb, Garibaldi, Hutton				
2009	L 1-2	@ Bay	Van Atta				
	W 2-0	@ Avon	Sill, Triplett				
	W 1-0	@ Elyria Catholic	Pescatrice				
	W 3-1	Vermilion	Hall, Garibaldi, Pescatrice				
2008	L 2-3 ot	@ Wellington	Hajro, Triplett				
	W 1-0 2ot	Fairview	Ryan				
2007	L 0-4	@ Wellington					
	W 7-2	Keystone	Huebner 2, O. Lamb 2, B. Weidner 2, own goal				
2006	L 2-3	Revere	W. Davis, Conway				
	W 8-0	Brookside	W. Davis 4, Conway, Clifford, Keller, Saunders				
2005	L 0-2	@ Bay					
	W 4-1	Olmsted Falls	T. Molnar 2, W. Davis 2				
	W 5-0	Firelands	C. Weidner 3, W. Davis, Conway				
2004	L 0-3	@ Vermilion					
2003	L 1-5	@ Bay	Hagedorn				
	W 10-0	Keystone	Wheeler 3, J. Gourash 3, J. Davis, B. Sylvester, A. Weidner, C. Weidner				
2002	L 1-4	@ Bay	B. Sylvester				
	W 7-0	Buckeye	Carte 2, B. Sylvester 2, Wheeler 2, Hagedorn				
2001	D 0-0	@ Bay	[L 3-4 on penalty kicks]				
	W 3-2 ot	@ Buckeye	J. Goepfert, N. Molnar, Wheeler				
	W 3-1	Olmsted Falls	J. Goepfert, Carte				
2000	L 0-1	North Ridgeville					
	W 2-0	Firelands	R. Burke, J. Goepfert				
1999	L 1-6	@ Bay	Rottenborn				
	W 2-1	@ Oberlin	J. Goepfert, Brearton				
	W 2-1	@ Firelands	R. Burke, Brearton				
	W 2-0	Brookside	R. Burke, A. Goepfert				
1998	D 2-2	Fairview	Rickard, Soric [L 3-4 on penalty kicks]				
	W 2-0	Firelands	Soric 2				
1997	D 3-3	@ Elyria Catholic	Soric 2, R. Burke [L 3-4 on penalty kicks]				
	W 3-1	Lorain Catholic	Soric, C. Holmes, R. Burke				
	W 3-2	Fairview	Soric 2, Bacon				
1996	D 0-0	Elyria Catholic	[L 3-4 on penalty kicks]				
	W 9-1	Avon	Angelokostopoulos 3, Soric 2, Harper, C. Holmes, Moran, Ranalli				
	D 0-0	Lorain Catholic	[W 3-2 on penalty kicks]				
1995	L 2-3	@ Open Door	Soric 2				
	W 9-0	Brookside	Dobler 3, K. Fiala 2, Angelokostopoulos, Jelovic, Harper, Soric, Westley				
	W 3-1	Elyria Catholic	Dobler 2, Jelovic				
1994	L 0-1	Elyria Catholic					
	W 6-0	Avon	A. Stanislo 3, K. Fiala 2, K. Holmes				
1993	L 1-2	Firelands	A. Stanislo				
1992	L 1-3	Lorain Catholic	Clere				
	W 5-0	Firelands	Clere 3, Haley, Berry				
1991	L 2-4	@ Bay	Clere, Haley				
	W 3-2	Olmsted Falls	Haley 3				
	W 4-1	@ Lorain Catholic	Clere 2, Haley 2				
	W 9-0	Lutheran West	Haley 5, Casselberry, Clere, Jackson, A. Stanislo				
1990	L 0-3	@ Elyria Catholic					
	W 3-1	Trinity	Haley 2, Martin				
1989	L 0-4	@ Bay					
1988	L 2-3	@ Lorain Catholic	Clutterback, Allen				
	D 0-0	Benedictine	[W 4-2 on penalty kicks]				
	W 3-1	Highland	Clutterback 3				
1987	L 3-4	Avon Lake	T. Hall 3				
	W 3-1	Highland	Dasbach, T. Hall, Mike Sujevaric				
1986	L 1-3	Chagrin Falls	Petzinger				
	W 3-0	Fairview	T. Hall, D. Konrad, I. Lesheim				
	W 8-0	St. Peter Chanel	Petzinger 4, T. Hall 2, Mike Sujevaric				
1985	L 1-2	Bay	Petzinger				
1984	L 1-6	St. Ignatius	Stohr				
1983	L 1-4	St. Ignatius	Goebel				
	W 2-0	@ Medina	Sinreich, Goebel				
	W 5-0	Avon Lake	Sinreich 3, Fitzgerald, Goebel				
1982	L 1-2	North Ridgeville	ErmI				
1981	L 2-3	@ North Royalton	Steins, Whinery				
	W 2-1	St. Ignatius	Steins, Byall				
	D 0-0	St. Edward	[W 5-1 on penalty kicks]				
1980	L 0-1	@ North Royalton					
	W 4-1	Berea	Tsirambidis, Sperli, E. Rosul, B. Lesheim				

## ALL-TIME VARSITY RECORD

v PLAYOFF OPPONENTS			
OPPONENT	W-L	%	LAST
Firelands	8-1	.888	2012
Avon	4-0	1.000	2010
Fairview	5-0-1	.833	2013
Brookside	3-0	1.000	2006
Buckeye	5-0	1.000	2014
Olmsted Falls	3-0	1.000	2005
Highland	2-0	1.000	1988
Keystone	2-0	1.000	2007
Shaker Heights	2-0	1.000	1979
Lorain Catholic	2-2-1	.600	1997
Elyria Catholic	2-3-2	.286	2010
Berea	1-0	1.000	1980
Brooklyn	1-0	1.000	2014
St. Peter Chanel	1-0	1.000	1986
Hawken	1-0	1.000	1979
Holy Name	1-0	1.000	2015
Lakewood	1-0	1.000	1978
Lutheran West	1-0	1.000	1991
Medina	1-0	1.000	1983
Oberlin	1-0	1.000	1999
Padua	1-0	1.000	2015
John F. Rhodes	1-0	1.000	1976
Trinity	1-0	1.000	1990
Avon Lake	1-1	.500	1987
John Marshall	1-1	.500	1975
Vermilion	1-1	.500	2009
St. Ignatius	1-2	.333	1984
<b>Bay</b>	<b>1-14-2</b>	<b>.006</b>	<b>2015</b>
Benedictine	0-0-1	.000	1988
St. Edward	0-0-1	.000	1981
Brecksville	0-1	.000	1973
Chagrin Falls	0-1	.000	1986
Eastlake North	0-1	.000	1979
Open Door	0-1	.000	1995
Revere	0-1	.000	2006
Wellington	0-2	.000	2008
North Ridgeville	0-2	.000	2000
North Royalton	0-2	.000	1981
West Tech	0-2	.000	1976
<b>TOTAL - 100 games: 60-38-8 (.570)</b>			
<b>8 penalty kick shootouts - 3 won, 5 lost</b>			
<b>255 goals for = 2.55 gpg</b>		<b>139 goals against = 1.39 gpg</b>	
<b>18 shutouts against</b>		<b>34 shutouts for</b>	
<b>HOME - 72 games: 50-18-5</b>			
<b>5 penalty kick shootouts - 3 won, 2 lost</b>			
<b>213 goals for = 2.96 gpg</b>		<b>65 goals against = 0.90 gpg</b>	
<b>12 shutouts against</b>		<b>24 shutouts for</b>	
<b>AWAY - 37 games: 10-20-2</b>			
<b>2 penalty kick shootouts - 0 won, 2 lost</b>			
<b>42 goals for = 1.14 gpg</b>		<b>74 goals against = 2.00 gpg</b>	
<b>6 shutouts against</b>		<b>10 shutouts for</b>	
<b>NEUTRAL - 1 game: 0-0-1</b>			
<b>1 penalty kick shootout - 0 won, 1 lost</b>			
<b>2 goals for = 2.00 gpg</b>		<b>2 goals against = 2.00 gpg</b>	
<b>2 goals for</b>		<b>2 goals against</b>	



# playoff stats & double-doubles

## ALL-TIME PLAYOFF SCORING LEADERS

PLAYER	YEARS	GAMES	GOALS	ASSISTS	POINTS
Taylor Haley	1989-92	9	14	4	32
Tony Soric	1995-98	11	13	5	31
Larry Fussner	1978-79	6	12	3	27
Brad Petzinger	1984-86	5	9	6	24
Jacob Wischmeier	2012-15	11	10	3	23
Tyler Hall	1986-87	6	10	3	23
Sutton Klodnick	2011-14	10	7	4	20
Wesley Davis	2004-06	6	8	6	20
Kevin Clere	1991-92	6	8	3	19
Ryan Burke	1997-2000	11	4	6	14
Kevin Fiala	1993-95	6	4	6	14
Elliot Wheeler	2001-03	7	6	1	13
Mark Moskwa	2009-11	9	3	6	12
Liam Duncan	2012-15	11	4	3	11
Bryce Sylvester	2000-03	9	4	3	11
Justin Goepfert	1999-2002	11	4	3	11
Andy Stanislo	1991-94	9	5	1	11
Peter Angelokostopoulos	1995-96	6	4	2	10

Taylor Haley is River's number two all-time leading scorer and has more goals than anyone else. It shouldn't be a surprise that he also popped in more playoff goals than anyone else too. His 14 in nine career games, including ten in the Pirates' four-game run to the 1991 District Final, is quite an impressive strike rate. Haley went on to play collegiately at Ohio Wesleyan University, making him one of three Pirates to have swapped out their eye patches and swords for the mitre of the Battling Bishops down in Delaware, Ohio.




## ALL-TIME PLAYOFF GOALSCORING LEADERS

1.	14	Taylor Haley, 1989-92 (9 games)
2.	13	Tony Soric, 1995-98 (11)
3.	12	Larry Fussner, 1978-79 (6)
4.	10	Jacob Wischmeier, 2012-15 (11)
		Tyler Hall, 1986-87 (6)
5.	9	Brad Petzinger, 1985-86 (5)
6.	8	Wesley Davis, 2004-06 (6)
		Kevin Clere, 1991-92 (6)
7.	7	Sutton Klodnick, 2011-14 (10)
		Andy Stanislo, 1991-94 (9)
8.	6	Elliot Wheeler, 2001-03 (7)
9.	4	Liam Duncan, 2012-15 (11)

## ALL-TIME PLAYOFF ASSIST LEADERS

1.	7	Trent Newby, 2011-13 (7)
2.	6	Mark Moskwa, 2009-11 (9 games)
		Wesley Davis, 2004-06 (6)
		Ryan Burke, 1997-2000 (11)
		Kevin Fiala, 1993-95 (6)
		Tom Jalics, 1990-91 (6)
		Brad Petzinger, 1985-86 (5)
3.	5	Andrew Stanton, 2007-09 (8)
		Tony Soric, 1995-98 (11)
4.	4	Sutton Klodnick, 2011-14 (10)
		Taylor Haley, 1989-92 (9)
5.	3	Liam Duncan, 2012-15 (11)
		Matt Garibaldi, 2009-10 (7)
		Steve Gall, 2004-06 (6)
		Bryce Sylvester, 2000-03 (9)
		Justin Goepfert, 1999-2002 (11)
		Kevin Clere, 1991-92 (6)
		Will Rankin, 1989-91 (7)
		Mike Sunjevaric, 1985-86 (5)
		Tyler Hall, 1986-87 (6)
		Dave Konrad, 1985-86 (5)

This season, both Jacob Wischmeier and Liam Duncan recorded double-doubles - season totals of more than ten goals and ten assists. Duncan became the 15<sup>th</sup> Pirate to do it, and Wischmeier welcomed him to the club, he is the only boy to have done it three times. Below is our list of double-doubles:



## ALL-TIME PLAYOFF GOALKEEPING LEADERS

PLAYER	YEARS	GAMES	RECORD	SHUTOUTS	GOALS	AVG.
John Allen	1997-2000	11	7-2-2	3	19	1.73
Ryan Jeppe	1990-92	8	5-3	1	14	1.75
Dominic Liva	2011-13	7	4-3	3	12	1.71
Brett Tomoff	2002-05	7	3-3	2	10	1.43
Mark Hoelzer	2014-15	6	4-1-1	2	7	1.17
Dale Budd	1978-79	6	4-2	2	6	1.00
Ian Taylor	2009-10	6	4-2	4	7	1.17
Chris Foutz	1984-86	6	3-3	3	10	1.67
Jim Waters	1980-81	5	3-2	0	6	1.20
Matt Waitkus	2001	3	2-0-1	1	3	1.00
Dave Harris	1983	3	2-1	2	4	1.33
Justin Schaefer	1995	3	2-1	1	4	1.33
Dan Papajcik	1996	3	1-0-2	2	1	0.33
George Theodore	1988	3	2-1	1	4	1.33
Andy DeCrane	1993-94	3	1-2	0	5	1.67

\* For GK stat purposes, any match that went to penalty kicks counts as a draw, even though for team W-L it does not. If the game was tied at 0-0 going into the PK shootout, that still counts as a shutout for the goalkeeper, just as any goal scored doesn't count in the shooter's season stats.

PLAYER	G/A	YEAR
Jacob Wischmeier	36/14	2015
Liam Duncan	14/13	2015
Jacob Wischmeier	21/10	2014
Sutton Klodnick	14/11	2014
Jacob Wischmeier	11/11	2013
Wesley Davis	36/13	2006
Colin Mooney	15/10	2006
Corey Weidner	18/13	2005
Wesley Davis	13/20	2005
Elliot Wheeler	20/11	2003
Justin Goepfert	12/12	2002
Ryan Burke	17/14	2000
Tony Soric	23/16	1998
Taylor Haley	24/11	1992
Kevin Clere	21/11	1992
Brad Petzinger	32/24	1986
Mike Sunjevaric	16/14	1986
Larry Fussner	10/11	1978

# pirates in college

## ALUMNUS

Bill Andres  
 Peter Angelokostopoulos  
 Kyle Bacon  
 John Barrett  
 John Brandt  
 Richie Brearton  
 Bob Bry  
 Kevin Burke  
 Ryan Burke  
 Jim Byall  
 Chris Clifford  
 Michael Clifford  
 Don Corsetti  
 John Darst  
 Rob Davis  
 Andy DeCrane  
 Chuck Erml  
 Mark Fenwick  
 Kevin Fiala  
 Tim Fiala  
 Chris Frank  
 Rick Frank  
 Larry Fussner  
 Taylor Haley  
 Ron Hall  
 Tyler Hall  
 Doug Harper  
 John Herrilko  
 Mike Hill  
  
 Craig Holmes  
 Phil Hottel  
 Mike Gabel  
 Justin Goepfert  
 Hugh Goldie  
 Dan Gourash  
 Jeff Kaiser  
 Michael Kenny  
**Sutton Klodnick**  
 Dave Konrad  
 Jim Lucas  
 John McClain  
 Jeff McDonald  
 Tim Molnar  
 Mark Moskwa  
**Trent Newby**  
 Frank Pampush  
 Joe Pampush  
 Chuck Pampush  
 Dan Papajcik  
 Brad Petzinger  
 David Rea  
 Alex Rosul  
 Roman Rosul  
 Jack Salisbury  
 Kegan Sill  
**Tristan Smith**  
 Tony Soric  
 Andy Stanislo  
  
**Joe Suchecki**  
 Bryce Sylvester  
 Ryan Sylvester  
 Ian Taylor  
 Andrew Triplett  
 Jim Waters  
 Andy Weidner  
  
 Brook Weidner  
 Cory Weidner  
 Elliot Wheeler  
 Perry Williams  
 Kevin Zerbey

## WHERE HE PLAYED

Ohio University  
 Baldwin-Wallace College  
 Wittenberg University  
 Ohio Northern University  
 Ohio Northern University  
 Kent State University (club)  
 Denison University  
 Heidelberg University  
 Ohio Wesleyan University  
 United States Military Academy  
 Cuyahoga Community College  
 Friends University  
 Ashland University  
 Ohio University  
 Muskingum College  
 University of Dayton (club)  
 Bradley University (club)  
 University of Toledo (club)  
 Ohio State University (club)  
 Ohio State University (club)  
 Purdue University (club)  
 Purdue University (club)  
 United States Military Academy  
 Ohio Wesleyan University  
 Ohio Wesleyan University  
 Florida Southern College  
 College of Wooster  
 Mount Union College  
 Heidelberg College  
 Calvin College  
 Tiffin University  
 Wittenberg University  
 Cleveland State University  
 Ohio State University (club)  
 Capital University  
 University of New Haven  
 Mount Union College  
 Heidelberg University  
**Notre Dame College**  
 Ohio State University (club)  
 Ashland University  
 Ohio State University  
 Wittenberg University  
 Bates College  
 Carnegie Mellon University (club)  
**Muskingum University**  
 Miami University  
 Miami University  
 United States Air Force Academy  
 Washington University (Missouri)  
 Michigan State University  
 Wittenberg University  
 Cleveland State University  
 Cleveland State University  
 Marietta College  
 Culver-Stockton College  
**Shawnee State University**  
 Georgetown University  
 Lincoln Memorial University  
 Bowling Green State University (club)  
**Muskingum University**  
 Baldwin-Wallace College  
 Baldwin-Wallace College  
 Lake Forest College  
 Baldwin-Wallace University  
 Ohio State University  
 Bowling Green State University (club)  
 Baldwin-Wallace College  
 Baldwin-Wallace College  
 Baldwin-Wallace College  
 Baldwin-Wallace College  
 Miami University (club)  
 Heidelberg University  
 Ohio University (club)

## YEARS

1972-75  
 1997-2000  
 2000-02  
 1977-80  
 1976-80  
 2002-05  
 1978  
 2003-04  
 2001-03  
 1983-84  
 2004-05  
 2007-10  
 1973-75  
 1972-75  
 1975-76  
 1996-99  
 1984  
 1973-76  
 1997-2001  
 1993-96  
 1987-88  
 1987-91  
 1981-84  
 1993-95  
 1987  
 1989-92  
 1997-2000  
 1972-75  
 1978-79  
 1982-83  
 1999-2002  
 1971-74  
 1974-75  
 2003-05  
 1979  
 1976-80  
 1972-75  
 2009-10  
**2015-present**  
 1988  
 1973-75  
 1971-74  
 1993-96  
 2007-10  
 2012-13  
**2014-present**  
 1972-75  
 1974-77  
 1976  
 2001-03  
 1987-90  
 2008-11  
 1974-77  
 1971-74  
 1981-82  
 2011-14  
**2013-present**  
 1999-2000  
 1995-96  
 1997-98  
**2014-present**  
 2004-07  
 2003-04  
 2011-14  
 2010-13  
 1982-84  
 2004-07  
 2008-09  
 2009-10  
 2006-09  
 2004-07  
 1977-80  
 1993-95

## ALUMNI REPORT

We currently have four alums who have furthered their soccer careers at the next level. Tristan Smith, one of our captains from 2012, just completed his junior season at Shawnee State University in Portsmouth, Ohio. He appeared in 13 contests as a regular contributor to the defensive rotation this season for the Bears, who finished their season 6-13-0. Off the field, Smith was awarded the Mid-South Conference's Champions of Character Award, which goes to the player who best exemplifies the five core values of the National Association of Intercollegiate Athletics (NAIA) - integrity, respect, responsibility, sportsmanship and servant leadership. He is also an Academic All-MSC and an NAIA Scholar Athlete.

Sophomores Trent Newby and Joe Suchecki are both on the team at Muskingum University. Newby was off to a great start to his season, scoring twice in the Muskies' first three games of the season, including the game-winners in a 1-0 win at Adrian and a 2-0 win against Wooster, before a broken collarbone put an end to that. Suchecki did not appear in any of Muskingum's first team games this season, which ended with a 4-14 record.

Sutton Klodnick was a freshman at Notre Dame College this season. The Falcons went 13-7 on the season but Klodnick did not make any first team appearances.



## The schools where the most Pirates have played

- 1) Baldwin-Wallace - 7
- 2) Ohio State - 6
- 3) Wittenberg - 4
- 4) Cleveland State, Miami, Ohio, Muskingum - 3
- 5) Army, Ashland, BG, Heidelberg, Mount Union, Ohio Northern, Purdue - 2



# hall of fame pirates

Earlier this November, three men who were a part of the infancy of soccer both in Rocky River and at RRHS were inducted into the Ohio North Youth Soccer Association's Hall of Fame. Among the five honorees were Roman and Alex Rosul, who played for Class of 2013 inductee Pat Gillespie in the early 1970s, and Tom Allen, who coached travel teams in RRSO during the later part of the 1970s. Also, our 1970 Boys Soccer Team was inducted into the RRHS Hall of Fame in January for completing its inaugural season as a school program with a record of 11-0 season and a mythical State Championship

Anyone who has been around RRHS Boys Soccer has no doubt heard the names of Roman and Alex Rosul, two boys of Ukrainian descent whose father was a big part of creating a youth soccer league in Parma during the early 1960s. The brothers ran the show back in the early days of high school soccer on Cleveland's West Side, putting up some ridiculous numbers and leading the Pirates to all kinds of honors. Roman (top photo at right, with moustache) held River's top career scoring marks for 16 years (42 goals, 100 points) before Brad Petzinger broke them in the mid-80s. It's amazing to think that in 1970, Roman scored 32 goals in 11 games. Brad needed 22 games to get his 32 in 1986. Roman played high school soccer as a sophomore and as a senior, spending his junior year playing for his Ukrainian club team's first division squad as they were vying for the Lake Erie League's 1969 crown. After leaving RRHS, Roman took his talents to Cleveland State University, where he was a four-year starter from 1972-75, and he was named the Vikings' Outstanding Player in both '73 and '75, when he led the team in scoring with 12 and 18 goals, respectively. He was inducted into the CSU Athletic Hall of Fame in 1988. Additionally, in 1973, he was a part of the Inter Italian Club side that made it to the final of the National Challenge Cup Final and lost 5-3 to Maccabi AC in Los Angeles. After his time at CSU, Roman was the fifth-round draft pick of the Miami Toros in the old North American Soccer League. He also played for Connecticut Bicentennials ('77) and Ft. Lauderdale Strikers ('77) before turning in two solid seasons with the Memphis Rogues. He racked up 17 goals and six assists in 52 career games during his NASL career. Roman, who lives in Jacksonville, Fla., was the first of a half-dozen players from the Greater Cleveland area to suit up for NASL sides in the 1970s and 1980s, at a time when making a living playing professional soccer in the United States wasn't an opportunity available to many American players.

Alex (lower photo at right), two years younger than Roman, was no slouch himself, getting 39 goals and 93 points in his RRHS career, including 1973 totals of 12 goals in 14 games. After earning HS All-America honors as a senior, he authored a stellar collegiate career at Cleveland State University. He was a four-year starter from 1974-77 and team Outstanding Player in '77, when the Vikings went 14-2 and made it to the NCAA Final Four. Following graduation from CSU, Alex spent two years in the NASL, with the Minnesota Kicks who drafted him in 1978, and then he spent part of the '79 season with the Kicks, prior to a mid-season trade that sent him to join his brother in Memphis. After that, he spent a couple more seasons in the American Soccer League with the Rochester Flash and the Cleveland Cobras before turning his soccer efforts towards refereeing and coaching. Alex, who resides in Lakewood and whose son Alex just finished his senior season of soccer and was the Rangers' leading scorer the past two seasons, climbed up the United States Soccer Federation's coaching school ladder to eventually obtain his A license.

The Rosuls join their father, Joe Rosul and their youth coach, Andy Sheparovich, in the Ohio North Hall of Fame. The elder Rosul was inducted in 2008 for his work coaching and refereeing and Sheparovich was a 2010 inductee after a long career coaching at a variety of levels around Greater Cleveland. It is definitely no coincidence that the soccer careers of these five men, which were so intertwined two and three decades ago, now will be linked for eternity through their membership in the area's most exclusive soccer club.



Allen, who grew up in Rocky River and graduated from RRHS in 1965, got talked into coaching travel teams in RRSO by Pat Gillespie from 1974 to 1979, before he and his young family moved to Westlake. There, he continued coaching at the youth level and joined the Westlake Soccer Association's Board of Trustees. In the 1990s, he coached the Westlake High School girls' summer league teams and was the Demons' stadium announcer for both the boys and girls teams for more than 15 years. Allen's two nephews, John and David, were captains and lettermen for River back in the late '80s/early '90s. His 40-year career helping grow the game at the youth level is very impressive and honorable, and he was a very deserving addition to the Ohio North HOF.



TOP - Coach Gillespie and Tom Allen  
 BOTTOM - Coach Gillespie, Alex Rosul, Dan Gourash, Coach Zerbey



The 1970 RRHS Boys Soccer Team led by first-year head coach Pat Gillespie and the man helped create soccer in Rocky River, John Honeyman, cruised through their season not only unbeaten, but allowing just eight goals in those eleven games. With Roman Rosul and Mike Gabel and John McClain driving the offense, the Pirates scored an astounding 52 goals. At the time, there was no sanctioned playoff tournament sponsored by the Ohio High School Athletics Association and none would be created until 1972. There were only a few dozen soccer programs operating in the state, so, naturally, since the Pirates won all of their games, it is logical to conclude that they were the mythical State Champions. Ten of the boys from that team would later continue their soccer careers at the intercollegiate level. On the night the team was inducted into the RRHS HOF, 15 of the 22 members of the team made it back to attend the ceremony, which was held in the Rocky River High School Commons.



## honors for our founding fathers

During Pat Gillespie's 35-year tenure as Head Coach, he was inducted into two different Halls of Fame. He went into the Ohio Scholastic Soccer Coaches Association Hall of Fame in 1993 and the Rocky River High School HOF in 2002. He was also named one of the Top 75 Soccer Leaders in Northern Ohio by the Cleveland Crunch back in 2002. But one area Hall of Fame had kept its doors closed to him until he was nominated this fall by Coach Zerbey.


On the day that River beat Bay to win the West Shore Conference title, Gillespie got the call from the Ohio Youth Soccer Association North (OYSAN) to inform him that he would be a part of its 2013 class of inductees at its ceremony in early November. He would be joining a group of individuals that have helped shape the face of soccer in Northern Ohio over the course of the past four decades. Some of the other members of the Hall of Fame include former Cleveland Force Head Coach Timo Liekoski, former US Women's National Team Assistant Coach Jay Hoffman and also Joe Rosul, a former referee and the father of Roman, Alex and Meech Rosul.

Gillespie was presented by Coach Zerbey, and his induction came about not only because of his long HS coaching career, but also because of his work in creating RRSO and the Rec Soccer programs in both Rocky River and Bay Village, his efforts to create coaching education programs in River, and because of his love and passion for sharing all that is good about the beautiful game. Additionally, he created the Southwestern Conference Sportsmanship Day, an annual event that brought together the captains of all the league's boys and girls soccer teams to run a mini-soccer clinic for players from the Special Olympics and TOPSoccer.



In November of 2011, the Rocky River soccer family lost its patriarch. John Honeyman died at age 87 in Virginia Beach, VA, where he had been living with his wife Irene and daughter Jaki.

Honeyman, seen on the far right in the photo, along with Coach Gillespie on the left and 1975 Honeyman Award winner John Brandt in the middle, was instrumental in getting soccer started in Rocky River, both on the boys side, in 1968, and on the girls side, 20 years later. He was one of the founders of the Rocky River Soccer Organization and a big part of the creation of the city's recreation soccer program. He was ever-present as Head Coach Pat Gillespie's sergeant-at-arms throughout the 1970s and early 1980s, and he put in a great deal of time working with the city's youth soccer players and also as a supervisor at the Rec Center's indoor soccer facility.




In early August 2012, the City of Rocky River held a ceremony to officially commemorate and show its appreciation for the contributions and life's work of our two founding fathers when the soccer fields at Linden Park were re-named in their honor. Nearly two hundred friends, family members and former players showed up for the unveiling of the beautiful sign at the John Honeyman-Pat Gillespie Soccer Fields, located at the south end of the park along Linden Road.

The ceremony began in the most fitting way as a bagpiper from the Cleveland Fire Fife and Drum Corps played "Scotland Forever." Rocky River Boys Head Coach Kevin Zerbey served as the master of ceremonies and Rocky River City Council President Jim Moran, an RRHS soccer alum from 1972, read the proclamation that was written and signed after a City Council meeting in April. Former Recreation Department Director Mike Patterson told a few stories about then-Mayor Earl Martin putting him in touch with Mr. Honeyman so they could go about creating the recreation soccer program in the mid-1970s.

To close the ceremony, former RRHS Girls Head Coach Pat Burke, a RRHS soccer alum from 1977, told a couple tales about Gillespie, his high school coach and coaching fraternity brother, as well as revealing the role that Honeyman played in getting the girls high school program started. Coach Gillespie then took the microphone to thank several people who played a part in him earning this honor and then Wally Jarman, a friend of the Honeyman family, thanked the crowd for attending and the city for bestowing the honor on one of our two favorite Scotsmen.

It was great that so many people turned out for the ceremony and it was plain to see that both Coach Gillespie and Jaki Honeyman were touched and humbled at the honor. Neither one could believe that the city and its residents thought so much of the work that those two men had put in to create something good for the youngsters to become involved in. While organized soccer would have eventually gotten its beginning in Rocky River if Honeyman and Gillespie hadn't been around, the long-lasting impact on two generations of children would not have been the same.



In mid-August of 2012, Cliff Hanson, a long-time servant of soccer in our community, lost a long battle with cancer and passed away peacefully in hospice. Many came to know Hanson as "the Voice of Rocky River High School Boys Soccer" throughout the 1980s, 1990s and early 2000s when he was the RRHS Stadium announcer for the Pirates' home games. Visiting coaches, players and parents alike knew that a game at River meant every boy was going to hear his name called at least once. Hundreds of young River lads grew up with phrases such as "chipper pop," "sheep herd's corner," and if someone scored a goal with a majestic shot, Hanson would usually call it a "ripper." For the first half of his announcing career, Hanson always gave credit to "his eyes in the booth," which was a reference to his wife Judy, who passed away from cancer in 1995. In 2008, Hanson was honored by the River School Board for 25 years of service (bottom right photo of Coach Zerbey, School Board Member Kathy Goepfert, Hanson and Coach Gillespie).

Hanson was also very active at the Rocky River soccer grass roots levels, coaching various boys teams for the Rocky River Soccer Organization in the '80s (bottom left photo) and working at the Rec Center during the spring and summer as a supervisor throughout the '90s. He was a part of the committee that organized RRSO in the late '70s and was the announcer for the first 15 editions of the RRSO Jamboree. Hanson's youngest son, Scott, captained the Pirates in 1982 and despite horrible knee pain that made it difficult to stand for prolonged periods of time (much less play golf, his other passion), he coached the 2005 JV-B team for Coach Zerbey in his first year at the helm.



# a brief history of soccer in rocky river

High School soccer began in Rocky River in 1966 as a club sport with John Honeyman serving as coach. The Rocky River boys program was a club soccer team for its first two seasons. The official beginning of Rocky River high school soccer occurred in 1968 under Coach Paul Crites who was assisted by Honeyman. The following year Honeyman assisted Bob Cillimborg in the second season of boys high school soccer. In 1970 Pat Gillespie took over as head coach for the boys' soccer team in Rocky River. He remained as head coach of this team for 35 years until retiring at the end of the 2004 season. Following in Coach Gillespie's footsteps is the current boys head coach, Kevin Zerbey, who played for Gillespie in the early 1990's. The girls high school program got a much later start in 1988 under head coach Patrick Burke who was succeeded by Brian Salco and Patrick Hopkins, the current coach.

It was Honeyman, considered the "father of soccer" in Rocky River, was instrumental in getting the high school boys program up and running as well as very influential in establishing soccer in other West Shore communities. As the sport of soccer grew in popularity at the high school level, its prominence expanded at the youth level. Some communities, principally North Olmsted, saw a need to organize youth soccer and formed organizations or associations such as the North Olmsted Soccer Organization (NOSO) back in the early to mid 1970's.

At about that same time (1974) Pat Gillespie entered the first Rocky River boys' teams into the American Amateur Soccer League (AASL). These were two teams of third graders one of which was coached by Hans Lesheim and the other by Tom Allen and Juan Gonzalez.

The beginning of soccer in a somewhat organized fashion in Rocky River began about this same time - the early to mid 1970's. Although there were a number of people involved at this time in promoting, organizing, coaching and supporting Rocky River Youth Soccer, these names get mentioned frequently: Pat Gillespie, John Honeyman, Kal Toth, and Hans Lesheim.

In the earlier years only the very best boys played competitive soccer on a very few select teams for Rocky River. As interest in soccer exploded and more and more boys and girls wanted to play, a number of parents recognized a need to organize soccer in Rocky River. A committee was formed in early 1978 to create an organization that would become RRSO. Although it could not be determined who all of the committee members were, the following people were involved: Clifford Hanson, Carol Goeble, Roger Konrad, Judy Kretz, and several others.

In the fall of 1978, RRSO as we know it today was up and running. Although this was not confirmed in its entirety, the first set of RRSO officers were: John Honeyman, president; John Plut, Vice President; Paul Goeble, Treasurer; Judy Kretz, Secretary.

The following year proved to be when RRSO was officially created. Since the soccer organization wanted to collect dues, invest its reserve funds and have fundraisers to name but a few of its activities, it was decided to incorporate the Rocky River Soccer Organization as a charitable corporation under non-profit corporation laws of Ohio in March 1979.

There were three men who were principally involved with this incorporation and served as the first trustees and were also the second set of officers of RRSO.

- Richard L. Furry, Trustee President
- John J. Plut, Trustee Vice President
- John H. Opydycke, Trustee Secretary/Treasurer

According to the third article of incorporation, the reason for forming RRSO is as follows: "the corporation is organized and at all times shall be operated exclusively for charitable, educational and scientific purposes including, but without limitation thereon, the teaching and training of youth in the game of soccer and the promotion of good sportsmanship through organized competition."

After Richard Furry, some of the earlier presidents were John Plut in 1979-80, William Kysela (1980-81) and John Szuch (1981-82). A list of other known RRSO presidents can be found below. At some point, a constitution and by-laws were adopted by RRSO which have been amended on numerous occasions, most recently in January 2005 and January 2008 and December 2010.

Over the years, RRSO has grown from several elite boys teams to more than 20 teams composed of a mix of boys and girls teams. In 2011-12 it is expected that over 270 youth will be participating on RRSO travel teams. The girls teams are part of the Northern Ohio Girls Soccer League (NOGSL) while the boys participate in the Amateur Athletic Soccer League (AASL). Both leagues are part of the Ohio Youth Soccer Association - North (OYSAN).

Although RRSO has always provided its coaches, fields, equipment and training such as footskills clinics and coaching workshops, it has in many years supported and sponsored several other worthwhile events. They include:

1. Soccer tournaments for those teams that wish to compete at a higher level in nearby communities such as Avon Lake, Bay Village, North Olmsted and Westlake or in farther away locations like Twinsburg, Madison, Brunswick, Columbus, Dayton and Cincinnati in Ohio, as well as Canton, Michigan and Erie, Pennsylvania, to name a few.
2. RRSO nights at a Cleveland Force or Crunch indoor soccer game.
3. Starting in the mid-1990's, offering boys and girls scholarships to a graduating senior from Rocky River High School who was actively involved in RRSO. In the mid-2000's the scholarship candidacy was opened up to any area high school player who spent at least three years playing for an RRSO team. (See list below for known scholarship recipients.)
4. Initiating the RRSO Soccer Jamboree on the second Saturday of September in 1990 where contests of skill and mini-soccer games, as well as introductions of all Rocky River soccer teams and players takes place. Most years, in conjunction with the Jamboree, RRSO would award its prestigious Soccer Appreciation Award. The first three award winners were John Honeyman in 1990, Patrick Gillespie in 1991 and Patrick Burke in 1992. (See below for a more complete list.) The first two Jamborees also featured professional soccer players Kai Haaskivi and Andy Schmetzer as keynote speakers/added attractions.
5. In the early 1990's RRSO began to sponsor its own indoor soccer tournament. The tournament is now called the Ice Breaker to denote that it kicks off the indoor soccer season just after the ice is removed from the recreation center rink floor. Over the years this tournament has grown in its size and popularity.

For more than three decades, RRSO has been instrumental in providing guidance and support to the youth soccer programs in Rocky River and for helping give hundreds of Rocky River High School soccer players a place to begin their love affair with the world's game.





# a brief history of soccer in rocky river

## Rocky River Soccer Organization Presidents / Soccer Appreciation Award

Below are list of past RRSO Presidents and RRSO Appreciation Award Winners. Given that the Appreciation Award is presented at the Jamboree and that is not an annual event, this explains the gaps in the years in which the award was given. Traditionally and historically, most RRSO Presidents served a two-year term in office, but recently, the trend has been to do three-years, given that successor candidates are not as readily available as they once were.

	<u>President</u>
1978-79	John Honeyman
1979-80	Richard Furry and John Plut
1980-81	William Kysela
1981-82	John Szuch
1982-83	Jim Casselberry
1983-84	Robert Petzinger
1984-85	G. Thomas Andrews
1985-86	Steve O'Bryan
1986-87	Doug Hardman
1987-88	Jim Casselberry
1988-89	Joe Schafer
1989-90	Tom Fiala
1990-91	Gary Lanzen
1991-92	Ron Wacker
1992-93	Ron Wacker
1993-94	Rich Amata
1994-95	Rich Amata
1995-96	Rob Davis
1996-97	Rob Davis
1997-98	Ed Wasp and George Sylvester
1998-99	Ed Wasp and George Sylvester
1999-00	Ed Wasp and George Sylvester
2000-01	Sandy Saunders
2001-02	Sandy Saunders and Brian Van Atta
2002-03	Brian Van Atta
2003-04	Robert Schauer
2004-05	Robert Schauer
2005-06	Robert Schauer
2006-07	Ray Liva
2007-08	Ray Liva
2008-09	Ray Liva
2009-10	Jeffery Comi
2010-11	Jeffery Comi
2011-12	Jeffery Comi
2012-13	Mike Moore
2013-14	Mike Moore
2014-15	Mike Moore
2015-16	Mike Moore

	<u>Appreciation Award</u>
	1 <sup>st</sup> John Honeyman
	2 <sup>nd</sup> Patrick Gillespie
	3 <sup>rd</sup> Patrick Burke
	4 <sup>th</sup> Gary Lanzen
	5 <sup>th</sup> Ron Wacker
	6 <sup>th</sup> Cliff and Judy Hanson
	7 <sup>th</sup> Mark and Cindy Bacon
	8 <sup>th</sup> Fiala Family - Tom, Jean, Tim, Kevin, Katie
	9 <sup>th</sup> David and Robin Jaratz
	10 <sup>th</sup> Paul Hall and James Casselberry
	11 <sup>th</sup> Ed Wasp
	12 <sup>th</sup> Ivan Locci
	13 <sup>th</sup> Matt Weidner
	14 <sup>th</sup> Debbie Anderson
	15 <sup>th</sup> James Sill
	16 <sup>th</sup> Rob Davis
	17 <sup>th</sup> Ray Liva
	18 <sup>th</sup> Jeff & Becky Newby
	19 <sup>th</sup> Bob Schauer
	20 <sup>th</sup> Kevin Zerbey
	21 <sup>st</sup> Kevin Killeen



## Rocky River Soccer Organization Clifford & Judy Hanson Memorial Scholarship

The Clifford & Judy Hanson Memorial Scholarship was created by those involved in the rich heritage and tradition of Rocky River Soccer. RRSO recognizes both male and female high school senior athletes who have demonstrated a commitment of excellence in academics, athletics and community service. The Clifford & Judy Hanson Memorial Scholarship seeks to reward students striving to develop their individual talents to further the common good of their team and community. Scholarships are presented each year at the high school's recognition assembly in May. The scholarship is in honor of the Hansons, who gave more than thirty-five years of dedicated service to soccer in Rocky River. Cliff served Rocky River soccer as an RRSO coach, RRHS boys junior varsity coach and as the stadium announcer for the boys high school varsity games for 25 years. Judy served as a soccer mom and wife, and was also Cliff's spotter up in the announcing booth. Until his passing earlier this fall, Cliff would always attend the High School's spring awards assembly to assist in the presentation of these annual scholarships. Past winners are as follows:

1996	Kevin Fiala	Rachel Mellott
1997	• No scholarships given •	
1998	Ankur Garg & J.P. Ratajczak	Katie Fiala & Kim Dobler
1999	Allen Rickard	Jessica Bacon
2000	Charlie Andrews	Sarah Jurak
2001	Ryan Burke	Jennifer Bracken
2002	Nicholas Molnar	Kathleen McCreary
2003	Kevin Tuisku	Meredith Turk
2004	Elliot Wheeler	Molly Leitch
2005	Jordan Gourash	Anne Jaworski
2006	Tim Molnar & Robby Perry	Debra Leitch
2007	Michael Clifford	Meredith Gourash
2008	David Rea	Courtney Van Atta
2009	Sam Ryan & Denio Leone	Justine Beres
2010	Brendan Hall	Sophia Liva & Olivia Vitou
2011	Ian Taylor	Megan McFarland & Kasey Killeen
2012	Ryan Connelly	Kim Leitch
2013	— — —	Hallie McCue
2014	Trent Newby	Grace Bennett
2015	Chase Newby & Nathaniel O'Halla	Jillian Krebs



**CONGRATULATIONS ON FINISHING YOUR FANTASTIC SOCCER CAREERS, BOYS!!!**

**BEST OF LUCK IN EVERYTHING YOU DO!!**

**YOU WILL BE MISSED, SO PLEASE KEEP IN TOUCH!!!**

